

SHCBP1 antibody

Catalog Number: 115269

Product name

SHCBP1 antibody

IP: 1:200-1:2000

IHC: 1:20-1:200


Specificity

Human, Mouse; other species not tested.

Validations

Antibody description

SHCBP1 Rabbit Polyclonal antibody. Positive IHC detected in human tonsillitis tissue, human testis tissue. Positive IP detected in Jurkat cells. Positive WB detected in Jurkat cells, Sp2/0 cells. Observed molecular weight by Western-blot: 75-85 kDa



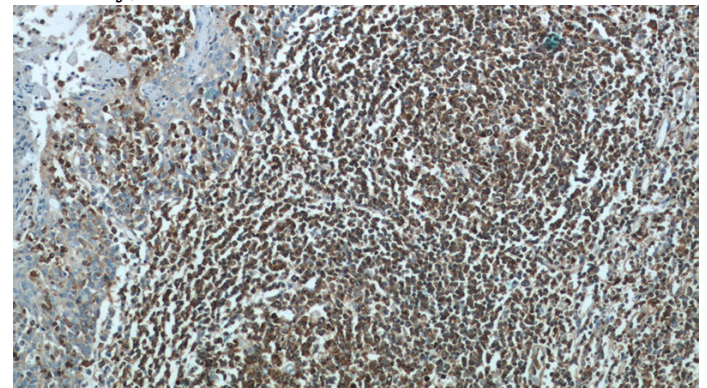
Preparation

This antibody was obtained by immunization of SHCBP1 recombinant protein (Accession Number: NM_024745). Purification method: Antigen affinity purified.

Jurkat cells were subjected to SDS PAGE followed by western blot with Catalog No:115269(SHCBP1 antibody) at dilution of 1:300

Formulation

PBS with 0.02% sodium azide and 50% glycerol pH 7.3.



Storage

Store at -20°C. DO NOT ALIQUOT

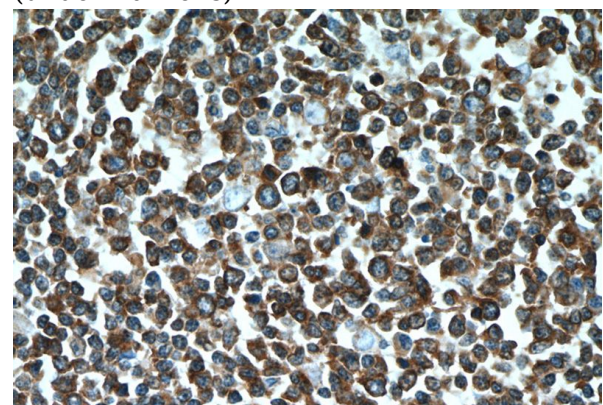
Clonality

Polyclonal

Immunohistochemical of paraffin-embedded human tonsillitis using Catalog No:115269(SHCBP1 antibody) at dilution of 1:50 (under 10x lens)

Ig Type

Rabbit IgG



Applications

ELISA, WB, IHC, IP

Dilutions

Recommended Dilution:

WB: 1:200-1:2000

Immunohistochemical of paraffin-embedded

SHCBP1 antibody

Catalog Number: 115269

human tonsillitis using Catalog No:115269(SHCBP1 antibody) at dilution of 1:50 (under 40x lens)

IP Result of anti-SHCBP1 (IP:Catalog No:115269, 4ug; Detection:Catalog No:115269 1:500) with Jurkat cells lysate 2400ug.

