

PTGER4 antibody

Catalog Number: 114269

Product name

PTGER4 antibody

Specificity

Human, Mouse, Rat; other species not tested.

Antibody description

PTGER4 Rabbit Polyclonal antibody. Positive WB detected in rat brain tissue, HL-60 cells, mouse brain tissue. Positive IHC detected in human prostate hyperplasia tissue. Observed molecular weight by Western-blot: 53 kDa

Preparation

This antibody was obtained by immunization of PTGER4 recombinant protein (Accession Number: NM_000958). Purification method: Antigen affinity purified.

Formulation

PBS with 0.1% sodium azide and 50% glycerol pH 7.3.

Storage

Store at -20°C. DO NOT ALIQUOT

Clonality

Polyclonal

Ig Type

Rabbit IgG

Applications

ELISA, WB, IHC

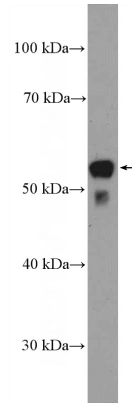
Dilutions

Recommended Dilution:

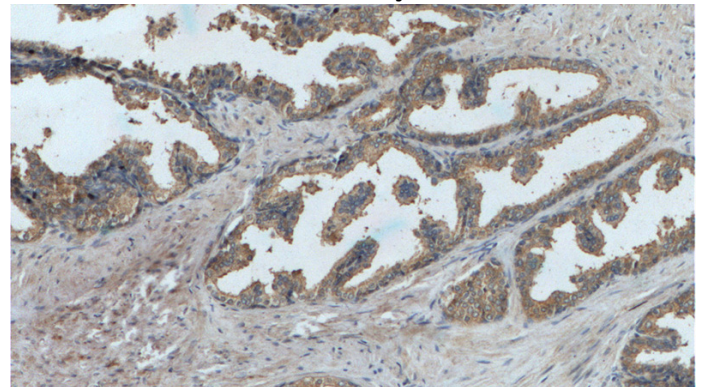
WB: 1:200-1:2000

IHC: 1:50-1:500

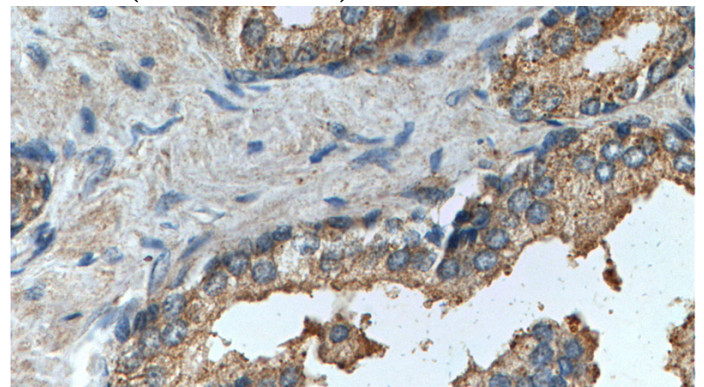
Validations



rat brain tissue were subjected to SDS PAGE followed by western blot with Catalog No:114269(PTGER4 Antibody) at dilution of 1:600



Immunohistochemistry of paraffin-embedded human prostate hyperplasia tissue slide using Catalog No:114269(PTGER4 Antibody) at dilution of 1:200 (under 10x lens).



Immunohistochemistry of paraffin-embedded human prostate hyperplasia tissue slide using Catalog No:114269(PTGER4 Antibody) at dilution of 1:200 (under 10x lens).

PTGER4 antibody



Catalog Number: 114269

of 1:200 (under 40x lens).