

NR5A1 antibody

Catalog Number: 113269

Product name

NR5A1 antibody

IP: 1:200-1:1000

IHC: 1:20-1:200

Specificity

Human, Mouse, Rat; other species not tested.

Antibody description

NR5A1 Rabbit Polyclonal antibody. Positive IHC detected in human liver tissue, human ovary tissue. Positive WB detected in mouse ovary tissue. Positive IP detected in A2780 cells. Observed molecular weight by Western-blot: 53 kDa

Preparation

This antibody was obtained by immunization of NR5A1 recombinant protein (Accession Number: NM_004959). Purification method: Antigen affinity purified.

Formulation

PBS with 0.02% sodium azide and 50% glycerol pH 7.3.

Storage

Store at -20°C. DO NOT ALIQUOT

Clonality

Polyclonal

Ig Type

Rabbit IgG

Applications


ELISA, WB, IHC, IP

Dilutions

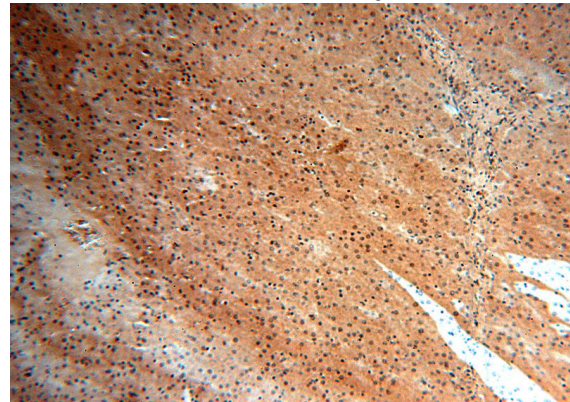
Recommended Dilution:

WB: 1:500-1:5000

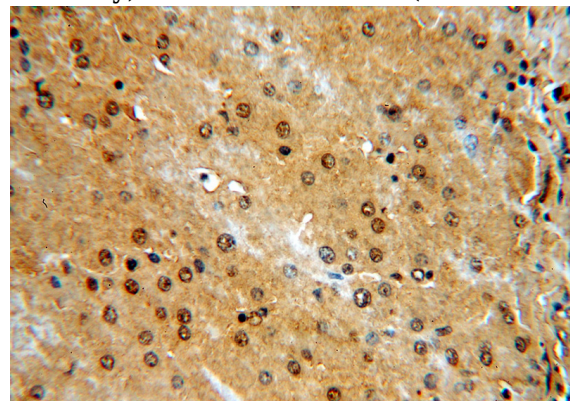
Validations



mouse ovary tissue were subjected to SDS PAGE followed by western blot with Catalog No:113269(NR5A1 antibody) at dilution of 1:1000



Immunohistochemical of paraffin-embedded human liver using Catalog No:113269(NR5A1 antibody) at dilution of 1:100 (under 10x lens)

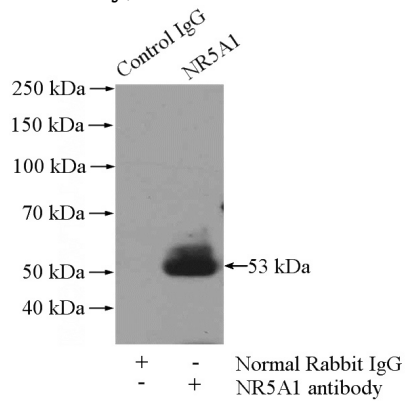


Immunohistochemical of paraffin-embedded human liver using Catalog No:113269(NR5A1

NR5A1 antibody

Catalog Number: 113269

antibody) at dilution of 1:100 (under 40x lens)



IP Result of anti-NR5A1 (IP:Catalog No:113269, 4ug; Detection:Catalog No:113269 1:300) with A2780 cells lysate 960ug.