

Anti-Fabp3 antibody



Catalog Number: 176569

Product name

Anti-Fabp3 antibody

Specificity

Human, Mouse, Rat

Antibody description

Rabbit monoclonal antibody to Fabp3

Preparation

This antigen of this antibody was recombinant protein

Formulation

Liquid, 1*TBS (pH7.4), 0.05% BSA, 40% Glycerol.
Preservative: 0.05% Sodium Azide.

Storage

Store at +4°C after thawing. Aliquot store at -20°C or -80°C. Avoid repeated freeze / thaw cycles.

Clonality

Monoclonal

Ig Type

Rabbit IgG

Applications

WB, IHC-P

Dilutions

WB: 1:2,000-1:5,000

IHC-P: 1:50-1:200

Validations




Fig1: Western blot analysis of Cardiac FABP3 on rat heart tissue lysate using anti- Cardiac FABP3 antibody at 1/500 dilution.

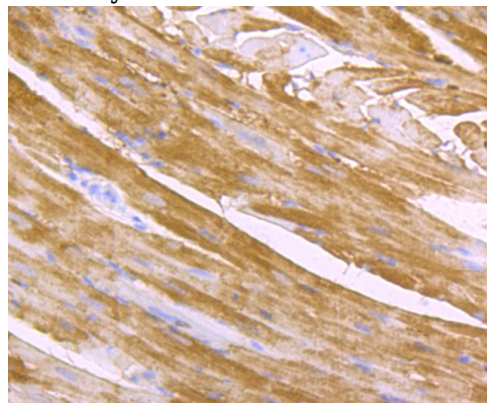
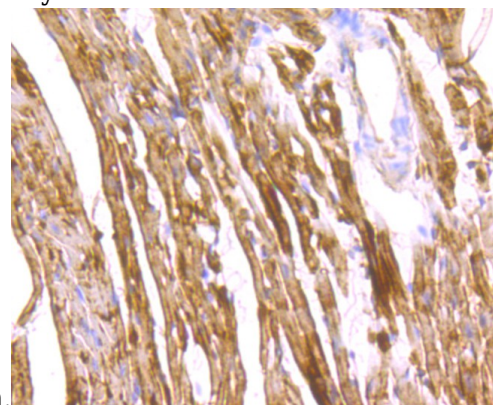


Fig2: Immunohistochemical analysis of paraffin-embedded rat heart tissue using anti- Cardiac FABP3 antibody. Counter stained with



hematoxylin.

Fig3: Immunohistochemical analysis of paraffin-embedded mouse heart tissue using anti- Cardiac FABP3 antibody. Counter stained with hematoxylin.