

ARPC5L antibody



Catalog Number: 108169

Product name

ARPC5L antibody

Immunogen

[Human ARPC5L Recombinant protein \(GST tag\)](#)

Specificity

Human, Mouse, Rat; other species not tested.

Antibody description

ARPC5L Rabbit Polyclonal antibody. Positive FC detected in MCF-7 cells. Positive IHC detected in human placenta tissue, human cerebellum tissue. Positive IF detected in MCF-7 cells. Positive WB detected in mouse brain tissue, human brain tissue, human placenta tissue, mouse lung tissue, NIH/3T3 cells. Positive IP detected in mouse brain tissue. Observed molecular weight by Western-blot: 17-20 kDa

Preparation

This antibody was obtained by immunization of ARPC5L recombinant protein (Accession Number: NM_030978). Purification method: Antigen affinity purified.

Formulation

PBS with 0.02% sodium azide and 50% glycerol pH 7.3.

Storage

Store at -20°C. DO NOT ALIQUOT

Clonality

Polyclonal

Ig Type

Rabbit IgG

Applications

ELISA, WB, IHC, IF, FC, IP

Dilutions

Recommended Dilution:


WB: 1:500-1:5000

IP: 1:500-1:5000

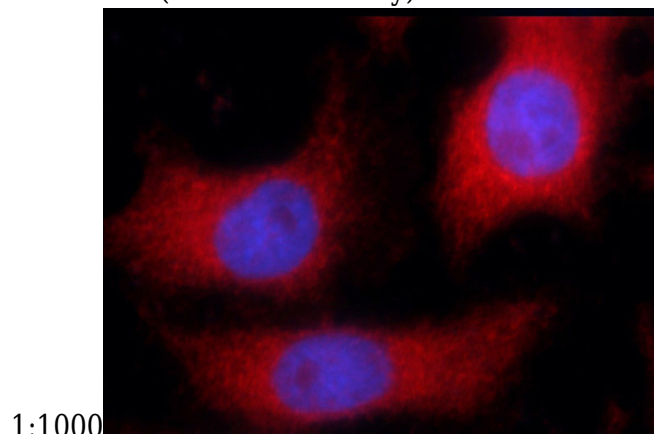
IHC: 1:20-1:200

IF: 1:10-1:100

Validations



mouse brain tissue were subjected to SDS PAGE followed by western blot with Catalog No:108169(ARPC5L antibody) at dilution of

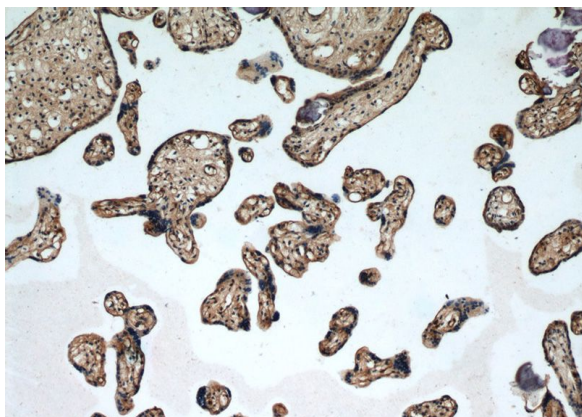


Immunofluorescent analysis of MCF-7 cells using Catalog No:108169(ARPC5L Antibody) at dilution of 1:25 and Rhodamine-Goat anti-Rabbit IgG

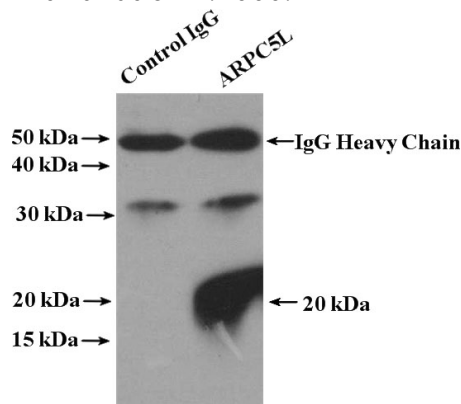
ARPC5L antibody



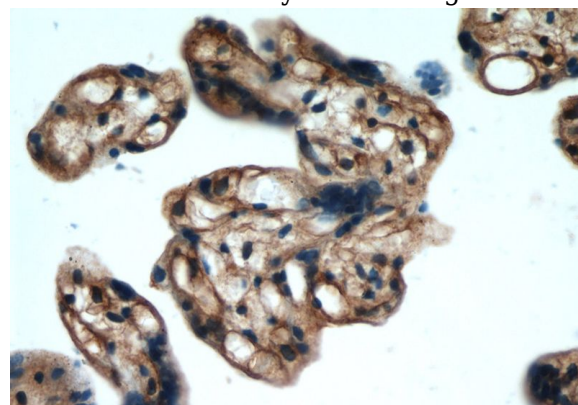
Catalog Number: 108169



conjugated AffiniPure Goat Anti-Rabbit IgG(H+L) with dilution 1:1000.

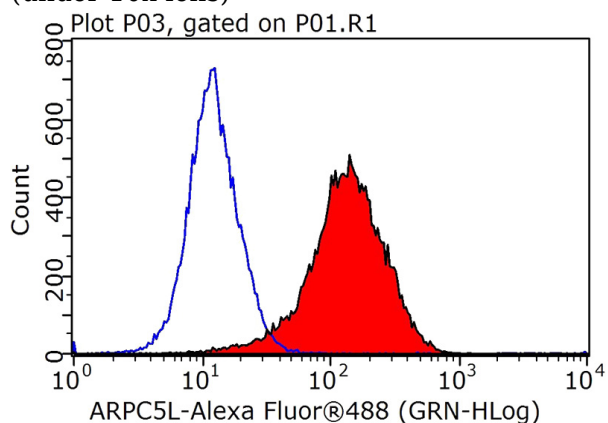


IP Result of anti-ARPC5L (IP:Catalog No:108169, 4ug; Detection:Catalog No:108169 1:1000) with mouse brain tissue lysate 4000ug.



Immunohistochemical of paraffin-embedded human placenta using Catalog No:108169(ARPC5L antibody) at dilution of 1:50 (under 40x lens)

Immunohistochemical of paraffin-embedded human placenta using Catalog No:108169(ARPC5L antibody) at dilution of 1:50 (under 10x lens)



1X10⁶ MCF-7 cells were stained with 0.2ug ARPC5L antibody (Catalog No:108169, red) and control antibody (blue). Fixed with 90% MeOH blocked with 3% BSA (30 min). Alexa Fluor 488-