

BMPR2 antibody



Catalog Number: 108469

Product name

BMPR2 antibody

Specificity

Human, Mouse, Rat; other species not tested.

Antibody description

BMPR2 Rabbit Polyclonal antibody. Positive FC detected in PC-3 cells. Positive WB detected in human heart tissue, mouse brain tissue. Positive IP detected in mouse brain tissue. Observed molecular weight by Western-blot: 120 kDa

Preparation

This antibody was obtained by immunization of BMPR2 recombinant protein (Accession Number: NM_001204). Purification method: Antigen affinity purified.

Formulation

PBS with 0.02% sodium azide and 50% glycerol pH 7.3.

Storage

Store at -20°C. DO NOT ALIQUOT

Clonality

Polyclonal

Ig Type

Rabbit IgG

Applications

ELISA, WB, IP, FC


Dilutions

Recommended Dilution:


WB: 1:1000-1:10000

IP: 1:500-1:5000

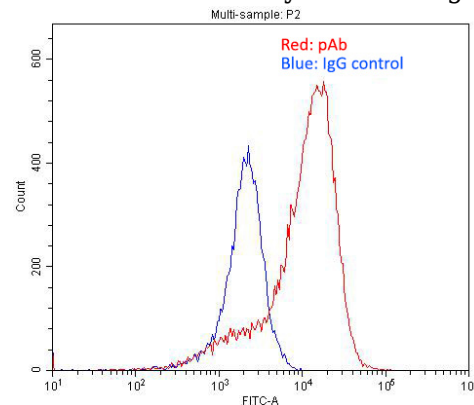
Validations



human heart tissue were subjected to SDS PAGE followed by western blot with Catalog No:117204(BMPR2 antibody) at dilution of 1:400



IP Result of anti-BMPR2 (IP:Catalog No:117204, 4ug; Detection:Catalog No:117204 1:1500) with mouse brain tissue lysate 4000ug.



1X10⁶ PC-3 cells were stained with 0.2ug BMPR2 antibody (Catalog No:117204, red) and control antibody (blue). Fixed with 4% PFA

BMPR2 antibody



Catalog Number: 108469

blocked with 3% BSA (30 min). Alexa Fluor 488-

conjugated AffiniPure Goat Anti-Rabbit IgG(H+L)
with dilution 1:1500.