

MAOA antibody

Catalog Number: 112469

Product name

MAOA antibody

WB: 1:200-1:2000

IP: 1:200-1:2000

Specificity


Human; other species not tested.

IHC: 1:20-1:200

Antibody description

MAOA Rabbit Polyclonal antibody. Positive IHC detected in human pancreas cancer tissue, human kidney tissue, human liver tissue, human pancreas tissue. Positive IP detected in human placenta tissue. Positive WB detected in human placenta tissue. Observed molecular weight by Western-blot: 60 kDa

Validations



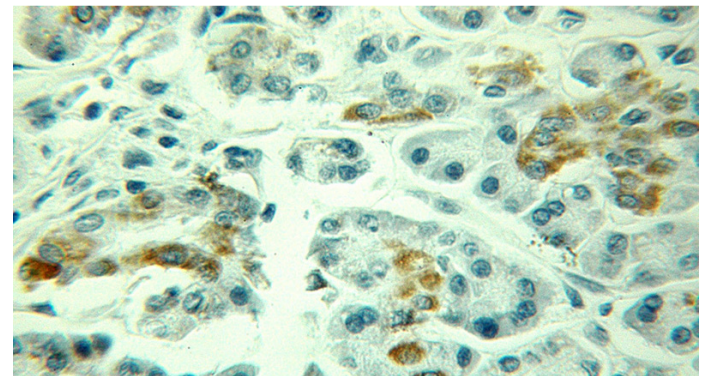
Preparation

This antibody was obtained by immunization of MAOA recombinant protein (Accession Number: NM_000240). Purification method: Antigen affinity purified.

human placenta tissue were subjected to SDS PAGE followed by western blot with Catalog No:112469(MAOA antibody) at dilution of 1:300

Formulation

PBS with 0.1% sodium azide and 50% glycerol pH 7.3.



Storage

Store at -20°C. DO NOT ALIQUOT

Immunohistochemical of paraffin-embedded human pancreas cancer using Catalog No:112469(MAOA antibody) at dilution of 1:100 (under 25x lens)

Clonality

Polyclonal

Ig Type

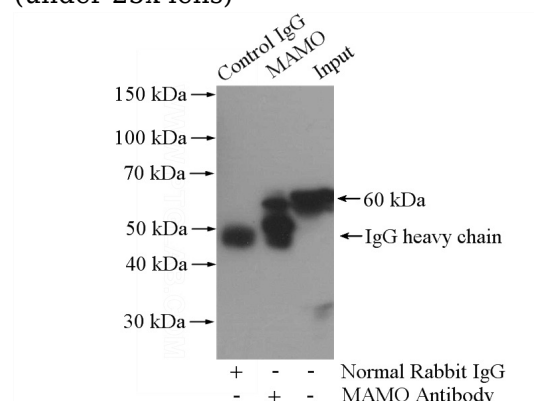
Rabbit IgG

Applications

ELISA, WB, IHC, IP

Dilutions

Recommended Dilution:



MAOA antibody



Catalog Number: 112469

IP Result of anti-MAOA (IP:Catalog No:112469,

3ug; Detection:Catalog No:112469 1:600) with human placenta tissue lysate 2800ug.