

# ANKRD13D antibody



Catalog Number: 108069

## Product name

ANKRD13D antibody

## Immunogen

[Human ANKRD13D Recombinant protein \(GST tag\)](#)

## Specificity

Human; other species not tested.

## Antibody description

ANKRD13D Rabbit Polyclonal antibody. Positive WB detected in Jurkat cells, HT-1080 cells. Positive IHC detected in human small intestine tissue, human breast cancer tissue. Observed molecular weight by Western-blot: 50 kDa

## Preparation

This antibody was obtained by immunization of ANKRD13D recombinant protein (Accession Number: NM\_207354). Purification method: Antigen affinity purified.

## Formulation

PBS with 0.1% sodium azide and 50% glycerol pH 7.3.

## Storage

Store at -20°C. DO NOT ALIQUOT

## Clonality

Polyclonal

## Ig Type

Rabbit IgG

## Applications

ELISA, WB, IHC


## Dilutions

Recommended Dilution:

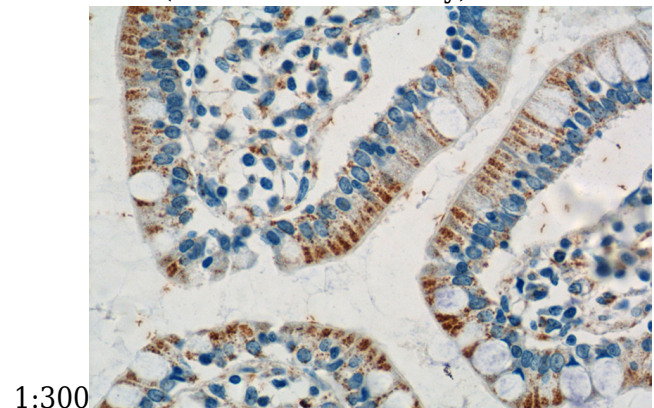
WB: 1:200-1:1000

IHC: 1:20-1:200

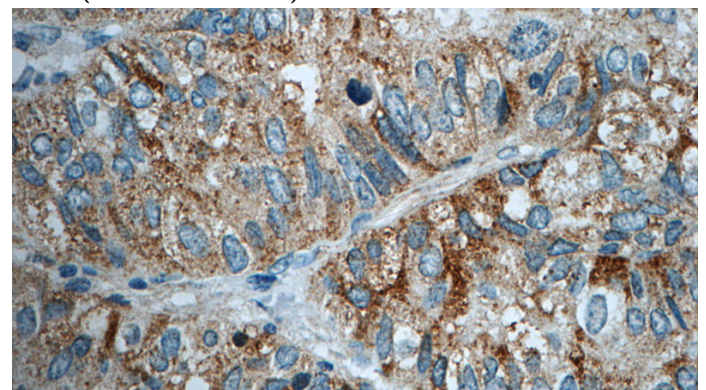
## Validations



Jurkat cells were subjected to SDS PAGE followed by western blot with Catalog No:108069(ANKRD13D Antibody) at dilution of



Immunohistochemistry of paraffin-embedded human small intestine tissue slide using Catalog No:108069(ANKRD13D Antibody) at dilution of 1:50 (under 40x lens)



# ANKRD13D antibody



Catalog Number: 108069

---

Immunohistochemistry of paraffin-embedded human breast cancer tissue slide using Catalog

No:108069(ANKRD13D Antibody) at dilution of 1:50 (under 40x lens)