

ATF4 antibody

Catalog Number: 107069

Product name

ATF4 antibody

Immunogen

[Human ATF4 Recombinant protein \(GST tag\)](#)

Specificity

Human, Mouse; other species not tested.

Antibody description

ATF4 Mouse Monoclonal antibody. Positive IHC detected in human pancreas cancer tissue, human breast cancer tissue, human small intestine tissue. Positive IF detected in HepG2 cells. Positive WB detected in HepG2 cells, HEK-293 cells, human placenta tissue. Observed molecular weight by Western-blot: 45-50 kDa

Preparation

This antibody was obtained by immunization of ATF4 recombinant protein (Accession Number: XM_017028807). Purification method: Caprylic acid/ammonium sulfate precipitation.

Formulation

PBS with 0.1% sodium azide and 50% glycerol pH 7.3.

Storage

Store at -20°C. DO NOT ALIQUOT

Clonality

Monoclonal

Ig Type

Mouse IgG1

Applications

ELISA, IHC, WB, IF

Dilutions


Recommended Dilution:

WB: 1:1000-1:10000

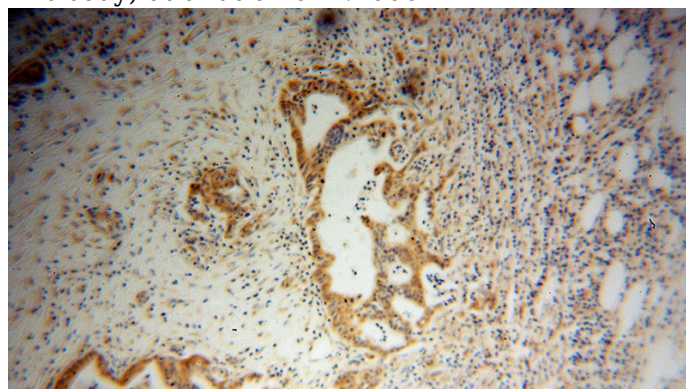
IHC: 1:20-1:200

IF: 1:20-1:200

Validations



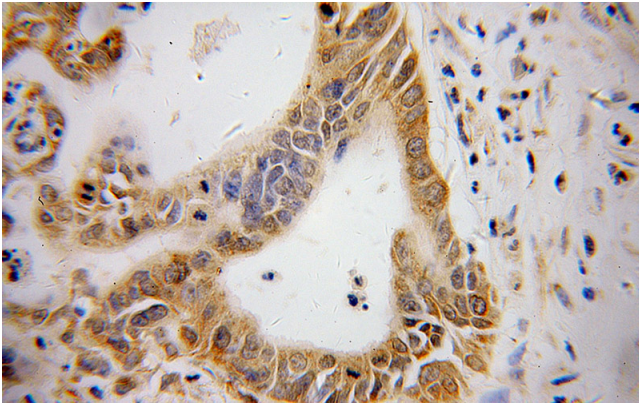
HepG2 cells were subjected to SDS PAGE followed by western blot with Catalog No:107069(ATF4 Antibody) at dilution of 1:2000



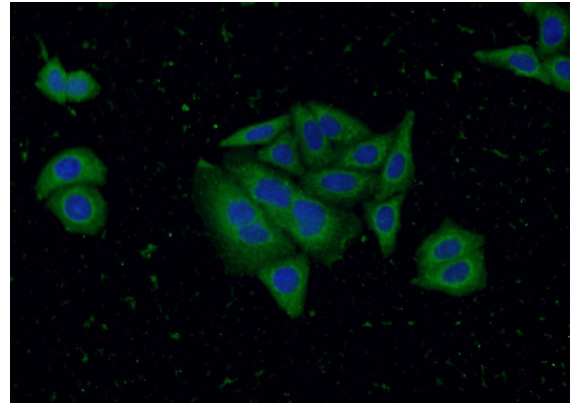
Immunohistochemical of paraffin-embedded human pancreas cancer using Catalog No:107069(ATF4 antibody) at dilution of 1:100 (under 10x lens)

ATF4 antibody

Catalog Number: 107069



Immunohistochemical of paraffin-embedded human pancreas cancer using Catalog No:107069(ATF4 antibody) at dilution of 1:100 (under 40x lens)



Immunofluorescent analysis of HepG2 cells using Catalog No:107069(ATF4 Antibody) at dilution of 1:50 and Alexa Fluor 488-conjugated AffiniPure Goat Anti-Mouse IgG(H+L)