

DPP4 antibody

Catalog Number: 110069

Product name

DPP4 antibody

IHC: 1:20-1:200

IF: 1:10-1:100


Specificity

Human, hamster; other species not tested.

Validations

Antibody description

DPP4 Rabbit Polyclonal antibody. Positive IF detected in PC-3 cells. Positive IHC detected in human prostate cancer tissue. Positive WB detected in PC-3 cells. Observed molecular weight by Western-blot: 55-60 kDa



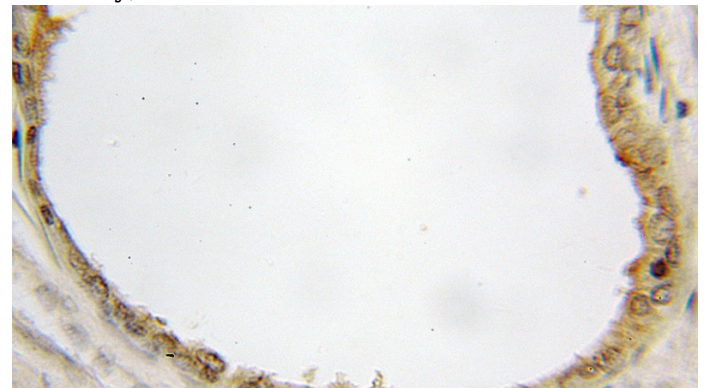
Preparation

This antibody was obtained by immunization of DPP4 recombinant protein (Accession Number: NM_001935). Purification method: Antigen affinity purified.

PC-3 cells were subjected to SDS PAGE followed by western blot with Catalog No:110069(DPP4 antibody) at dilution of 1:500

Formulation

PBS with 0.1% sodium azide and 50% glycerol pH 7.3.



Storage

Store at -20°C. DO NOT ALIQUOT

Clonality

Polyclonal

Immunohistochemical of paraffin-embedded human prostate cancer using Catalog No:110069(DPP4 antibody) at dilution of 1:100 (under 10x lens)

Ig Type

Rabbit IgG

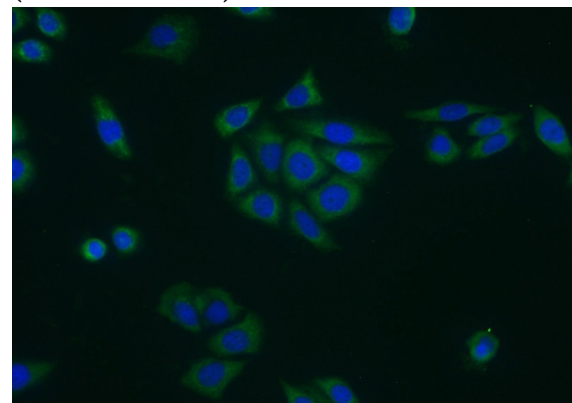
Applications

ELISA, WB, IHC, IF

Dilutions

Recommended Dilution:

WB: 1:200-1:2000



Immunofluorescent analysis of PC-3 cells using

DPP4 antibody



Catalog Number: 110069

Catalog No:110069(DPP4 Antibody) at dilution of 1:25 and Alexa Fluor 488-conjugated AffiniPure Goat Anti-Rabbit IgG(H+L)