

KCNMB4 antibody



Catalog Number: 107359

Product name

KCNMB4 antibody

Specificity

Human; other species not tested.

Antibody description

KCNMB4 Mouse Monoclonal antibody. Positive WB detected in fetal human brain tissue, human brain tissue. Positive IHC detected in human brain tissue. Observed molecular weight by Western-blot: 25 kDa

Preparation

This antibody was obtained by immunization of KCNMB4 recombinant protein (Accession Number: NM_014505). Purification method: Caprylic acid/ammonium sulfate precipitation.

Formulation

PBS with 0.1% sodium azide and 50% glycerol pH 7.3.

Storage

Store at -20°C. DO NOT ALIQUOT

Clonality

Monoclonal

Ig Type

Mouse IgG1

Applications

ELISA, WB, IHC


Dilutions

Recommended Dilution:

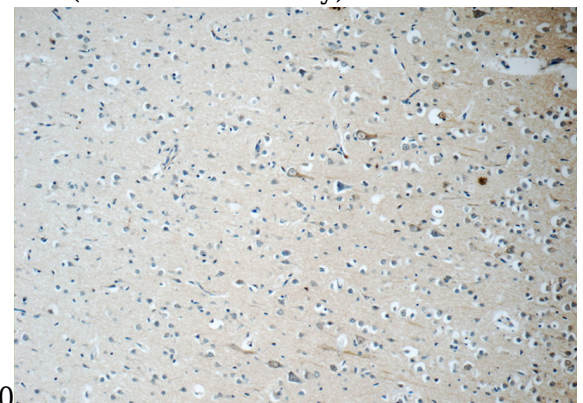
WB: 1:500-1:5000

IHC: 1:50-1:500

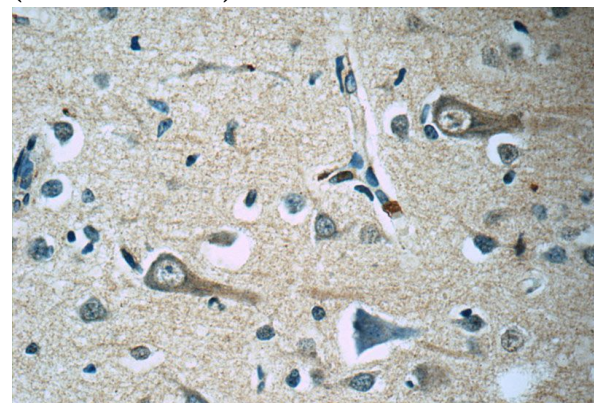
Validations



fetal human brain tissue were subjected to SDS PAGE followed by western blot with Catalog No:107359(KCNMB4 Antibody) at dilution of



Immunohistochemistry of paraffin-embedded human brain tissue slide using Catalog No:107359(KCNMB4 Antibody) at dilution of 1:50 (under 10x lens)



Immunohistochemistry of paraffin-embedded human brain tissue slide using Catalog

KCNMB4 antibody



Catalog Number: 107359

No:107359(KCNMB4 Antibody) at dilution of 1:50 (under 40x lens)