

# RHOBTB3 antibody



Catalog Number: 114659

## Product name

RHOBTB3 antibody

Recommended Dilution:

WB: 1:500-1:5000

## Immunogen

IHC: 1:20-1:200

[Human RHOBTB3 Recombinant protein \(His tag\)](#)


## Validations

## Specificity

Human, Mouse, Rat; other species not tested.

## Antibody description

RHOBTB3 Rabbit Polyclonal antibody. Positive WB detected in K-562 cells, human heart tissue, mouse uterus tissue. Positive IHC detected in human placenta tissue, human heart tissue. Observed molecular weight by Western-blot: 69 kDa



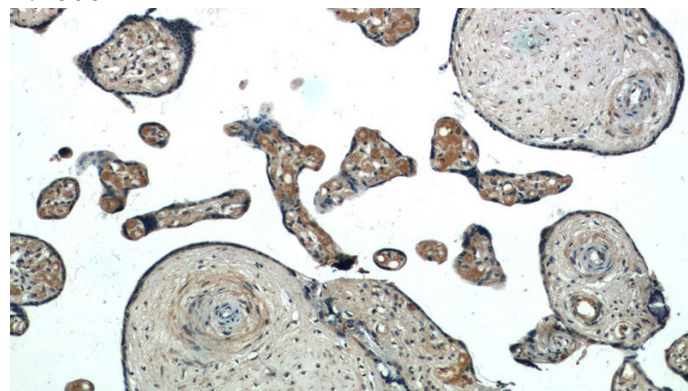
## Preparation

This antibody was obtained by immunization of RHOBTB3 recombinant protein (Accession Number: NM\_014899). Purification method: Antigen affinity purified.

K-562 cells were subjected to SDS PAGE followed by western blot with Catalog No:114659(RHOBTB3 antibody) at dilution of 1:1000

## Formulation

PBS with 0.02% sodium azide and 50% glycerol pH 7.3.



## Storage

Store at -20°C. DO NOT ALIQUOT

## Clonality

Polyclonal

Immunohistochemistry of paraffin-embedded human placenta tissue slide using Catalog No:114659(RHOBTB3 Antibody) at dilution of 1:50 (under 10x lens)

## Ig Type

Rabbit IgG

## Applications

ELISA, WB, IHC

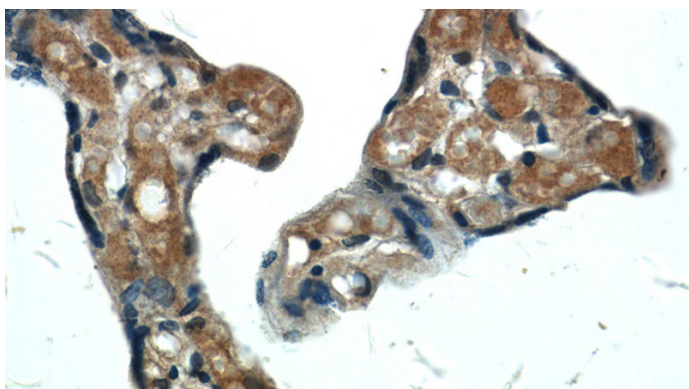
## Dilutions

# RHOBTB3 antibody



Catalog Number: 114659

---



Immunohistochemistry of paraffin-embedded human placenta tissue slide using Catalog No:114659(RHOBTB3 Antibody) at dilution of 1:50 (under 40x lens)