

Fibronectin antibody

Catalog Number: 110659

Product name

Fibronectin antibody

IP: 1:200-1:1000

IHC: 1:20-1:200

Specificity

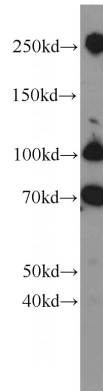
Human, Mouse, Rat; other species not tested.

IF: 1:20-1:200

Antibody description

Fibronectin Rabbit Polyclonal antibody. Positive WB detected in NIH/3T3 cells. Positive IP detected in NIH/3T3 cells. Positive IF detected in NIH/3T3 cells. Positive IHC detected in human colon cancer tissue. Observed molecular weight by Western-blot: 250 kDa, 70 kDa

Validations



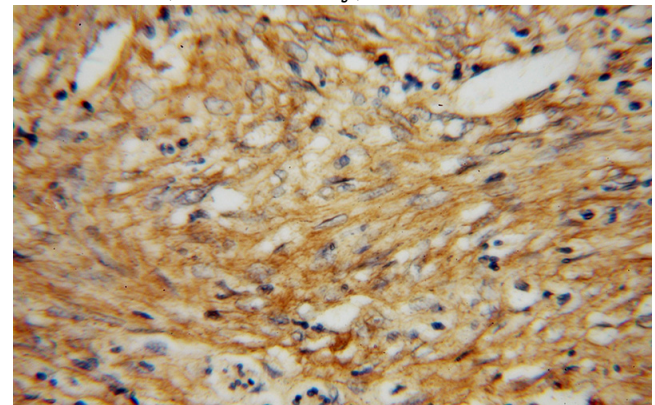
Preparation

This antibody was obtained by immunization of Fibronectin recombinant protein (Accession Number: BC005858). Purification method: Antigen affinity purified.

NIH/3T3 cells were subjected to SDS PAGE followed by western blot with Catalog No:110659(FN1 antibody) at dilution of 1:500

Formulation

PBS with 0.02% sodium azide and 50% glycerol pH 7.3.



Storage

Store at -20°C. DO NOT ALIQUOT

Clonality

Polyclonal

Ig Type

Rabbit IgG

Applications

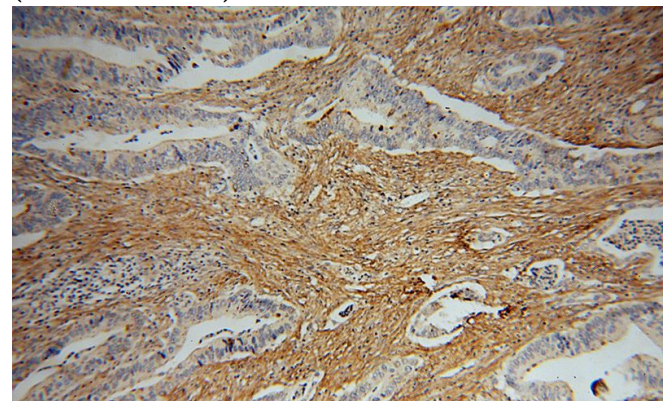
ELISA, WB, IHC, IF, IP

Dilutions

Recommended Dilution:

WB: 1:200-1:2000


Immunohistochemical of paraffin-embedded human colon cancer using Catalog No:110659(FN1 antibody) at dilution of 1:50 (under 40x lens)



Fibronectin antibody

Catalog Number: 110659

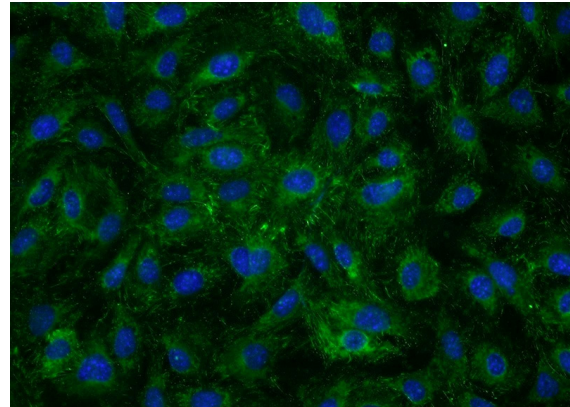
Immunohistochemical of paraffin-embedded human colon cancer using Catalog No:110659(FN1 antibody) at dilution of 1:50



(under 10x lens)

IP Result of anti-FN1 (IP:Catalog No:110659, 4ug; Detection:Catalog No:110659 1:300) with

NIH/3T3 cells lysate 4000ug.



Immunofluorescent analysis of NIH/3T3 cells using Catalog No:110659(FN1 Antibody) at dilution of 1:50 and Alexa Fluor 488-conjugated AffiniPure Goat Anti-Rabbit IgG(H+L)