

CCDC104 antibody



Catalog Number: 108959

Product name

CCDC104 antibody

IHC: 1:20-1:200

IF: 1:10-1:100

Specificity

Human, Mouse; other species not tested.

Antibody description

CCDC104 Rabbit Polyclonal antibody. Positive IHC detected in human testis tissue. Positive IF detected in A431 cells. Positive WB detected in mouse lung tissue, HEK-293 cells. Observed molecular weight by Western-blot: 42 kDa

Preparation

This antibody was obtained by immunization of CCDC104 recombinant protein (Accession Number: NM_080667). Purification method: Antigen affinity purified.

Formulation

PBS with 0.1% sodium azide and 50% glycerol pH 7.3.

Storage

Store at -20°C. DO NOT ALIQUOT

Clonality

Polyclonal

Ig Type

Rabbit IgG

Applications

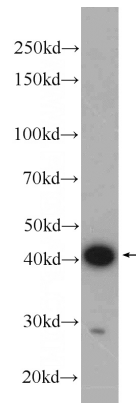
ELISA, WB, IHC, IF

Dilutions

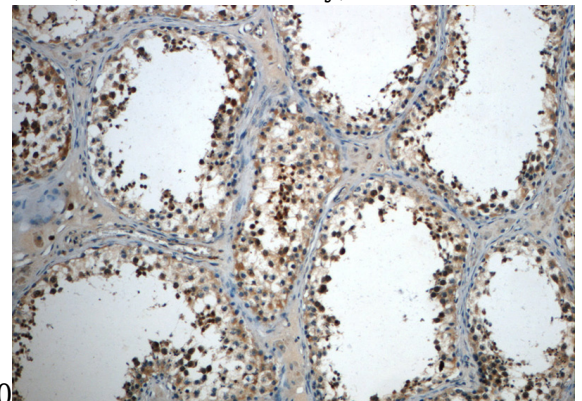
Recommended Dilution:

WB: 1:500-1:5000

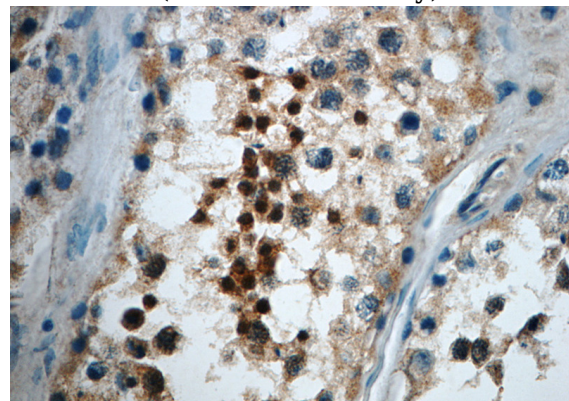
Validations



mouse lung tissues were subjected to SDS PAGE followed by western blot with Catalog No:108959(CCDC104 Antibody) at dilution of



Immunohistochemistry of paraffin-embedded human testis slide using Catalog No:108959(CCDC104 Antibody) at dilution of 1:50

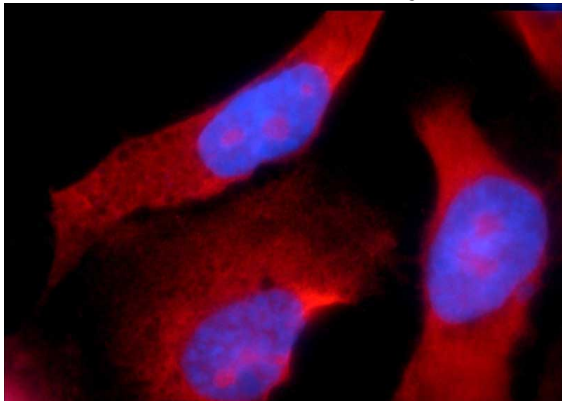


Immunohistochemistry of paraffin-embedded

CCDC104 antibody

Catalog Number: 108959

human testis slide using Catalog
No:108959(CCDC104 Antibody) at dilution of 1:50



Immunofluorescent analysis of A431 cells using
Catalog No:108959(CCDC104 Antibody) at
dilution of 1:25 and Rhodamine-Goat anti-Rabbit
IgG