

TEX14 antibody



Catalog Number: 115959

Product name

TEX14 antibody

Specificity

Human, Mouse; other species not tested.

Antibody description

TEX14 Rabbit Polyclonal antibody. Positive WB detected in mouse testis tissue. Positive IP detected in mouse testis tissue. Positive IHC detected in human testis tissue, human brain tissue, human lung tissue, human ovary tissue, human placenta tissue, human spleen tissue. Observed molecular weight by Western-blot: 180-200 kDa

Preparation

This antibody was obtained by immunization of TEX14 recombinant protein (Accession Number: NM_001201457). Purification method: Antigen affinity purified.

Formulation

PBS with 0.02% sodium azide and 50% glycerol pH 7.3.

Storage

Store at -20°C. DO NOT ALIQUOT

Clonality

Polyclonal

Ig Type

Rabbit IgG

Applications

ELISA, WB, IHC, IP

Dilutions


Recommended Dilution:

WB: 1:500-1:5000

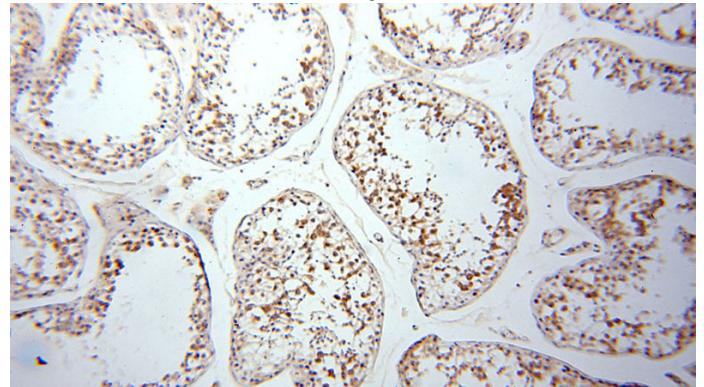
IP: 1:200-1:2000

IHC: 1:20-1:200

Validations



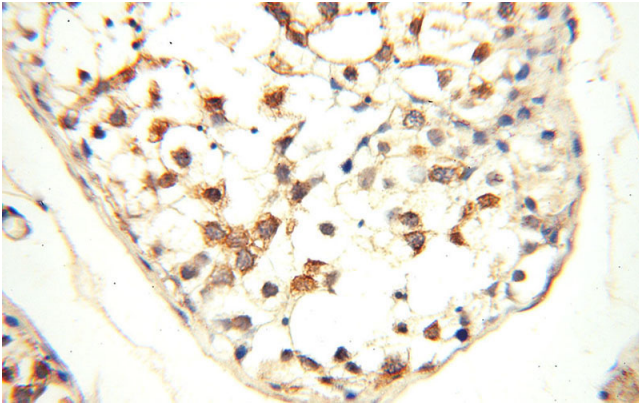
mouse testis tissue were subjected to SDS PAGE followed by western blot with Catalog No:115959(TEX14 antibody) at dilution of 1:500



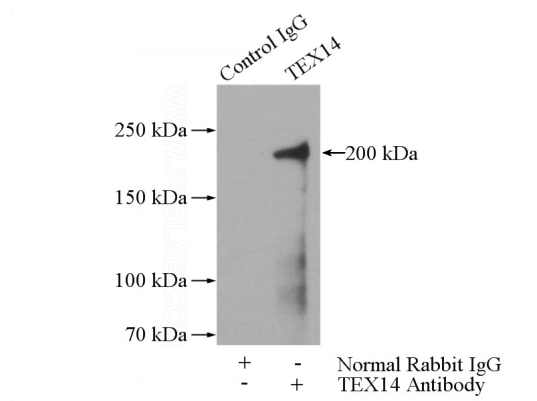
Immunohistochemical of paraffin-embedded human testis using Catalog No:115959(TEX14 antibody) at dilution of 1:50 (under 10x lens)

TEX14 antibody

Catalog Number: 115959



Immunohistochemical of paraffin-embedded human testis using Catalog No:115959(TEX14 antibody) at dilution of 1:50 (under 40x lens)



IP Result of anti-TEX14 (IP:Catalog No:115959, 4ug; Detection:Catalog No:115959 1:500) with mouse testis tissue lysate 4000ug.