

# Claudin 18 antibody

Catalog Number: 107159

## Product name

Claudin 18 antibody

## Specificity

Human, Mouse; other species not tested.

## Antibody description

Claudin 18 Mouse Monoclonal antibody. Positive IP detected in mouse stomach tissue. Positive IHC detected in human stomach tissue, human ovary tumor tissue, human pancreas cancer tissue. Observed molecular weight by Western-blot: 29 kDa

## Preparation

This antibody was obtained by immunization of Claudin 18 recombinant protein (Accession Number: NM\_016369). Purification method: Protein A purified.

## Formulation

PBS with 0.02% sodium azide and 50% glycerol pH 7.3.

## Storage

Store at -20°C. DO NOT ALIQUOT

## Clonality

Monoclonal

## Ig Type

Mouse IgG2a

## Applications

ELISA, IHC, IP

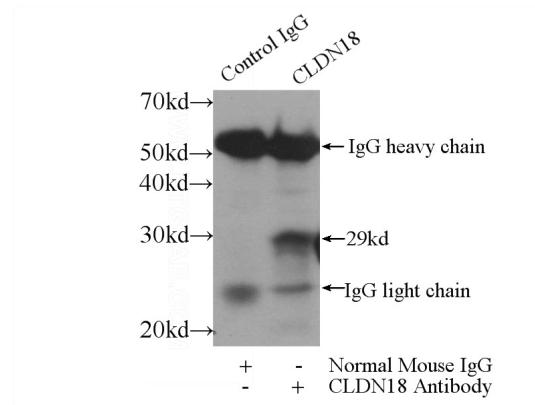
## Dilutions

Recommended Dilution:

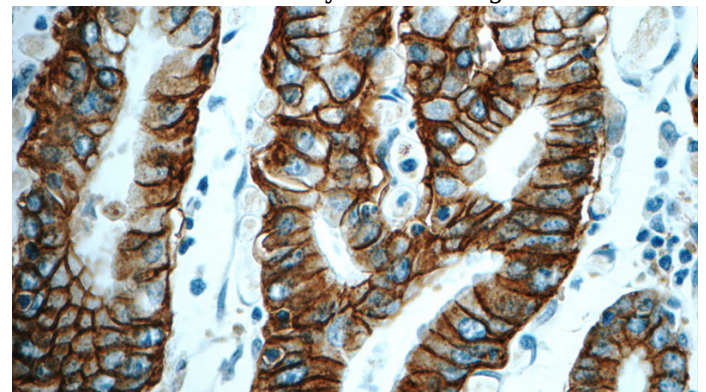
IP: 1:200-1:1000

IHC: 1:200-1:1200

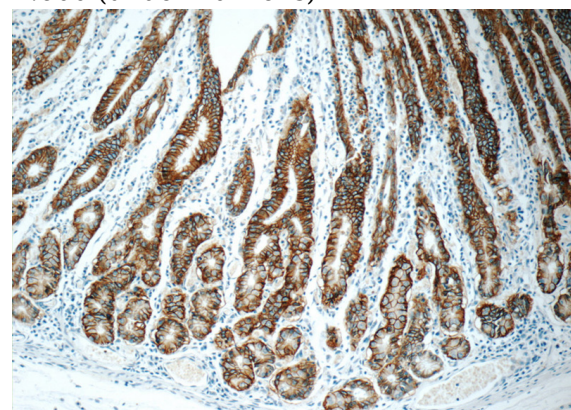
## Validations



IP Result of anti-CLDN18 (IP:Catalog No:107159, 3ug; Detection:Catalog No:107159 1:300) with mouse stomach tissue lysate 4000ug.



Immunohistochemistry of paraffin-embedded human stomach tissue slide using Catalog No:107159 (CLDN18 Antibody) at dilution of 1:600 (under 40x lens)



Immunohistochemistry of paraffin-embedded human stomach tissue slide using Catalog No:107159 (CLDN18 Antibody) at dilution of 1:600

# Claudin 18 antibody



Catalog Number: 107159

---

(under 10x lens)