

EAAT3 antibody

Catalog Number: 110159

Product name

EAAT3 antibody

WB: 1:200-1:2000

IHC: 1:20-1:200

Specificity

Human, Mouse, Rat; other species not tested.

Antibody description

EAAT3 Rabbit Polyclonal antibody. Positive WB detected in mouse ovary tissue, human brain tissue, mouse testis tissue. Positive IHC detected in human brain tissue, human testis tissue. Observed molecular weight by Western-blot: 66 kDa

Preparation

This antibody was obtained by immunization of EAAT3 recombinant protein (Accession Number: NM_004170). Purification method: Antigen affinity purified.

Formulation

PBS with 0.02% sodium azide and 50% glycerol pH 7.3.

Storage

Store at -20°C. DO NOT ALIQUOT

Clonality

Polyclonal

Ig Type

Rabbit IgG


Applications

ELISA, WB, IHC

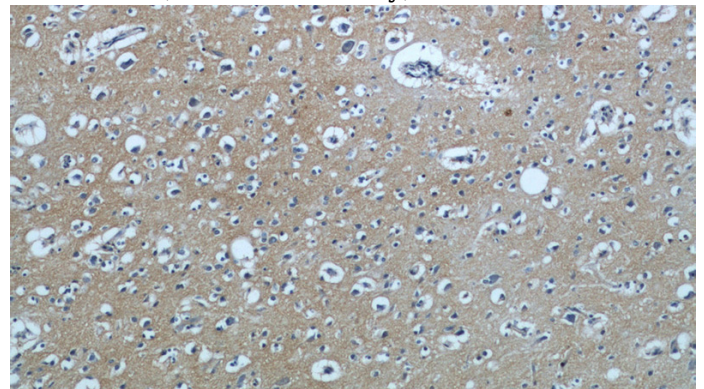
Dilutions

Recommended Dilution:

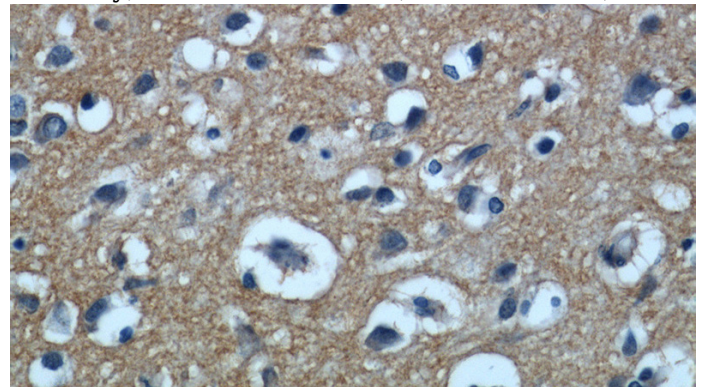
Validations



mouse ovary tissue were subjected to SDS PAGE followed by western blot with Catalog No:110159(SLC1A1 antibody) at dilution of 1:500



Immunohistochemical of paraffin-embedded human brain using Catalog No:110159(SLC1A1 antibody) at dilution of 1:50 (under 10x lens)



Immunohistochemical of paraffin-embedded human brain using Catalog No:110159(SLC1A1 antibody) at dilution of 1:50 (under 40x lens)