

RAB7B antibody

Catalog Number: 114459

Product name

RAB7B antibody

Specificity

Human; other species not tested.

Antibody description

RAB7B Rabbit Polyclonal antibody. Positive WB detected in human heart tissue, HeLa cells. Positive IHC detected in human small intestine tissue. Observed molecular weight by Western-blot: 26 kDa

Preparation

This antibody was obtained by immunization of RAB7B recombinant protein (Accession Number: NM_001164522). Purification method: Antigen affinity purified.

Formulation

PBS with 0.02% sodium azide and 50% glycerol pH 7.3.

Storage

Store at -20°C. DO NOT ALIQUOT

Clonality

Polyclonal

Ig Type

Rabbit IgG

Applications

ELISA, WB, IHC


Dilutions

Recommended Dilution:

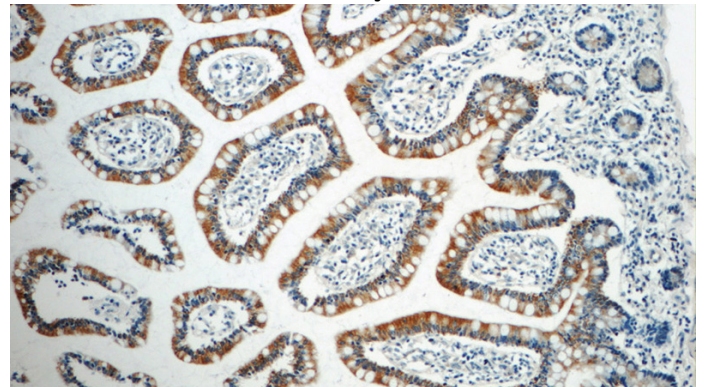
WB: 1:200-1:1000

IHC: 1:20-1:200

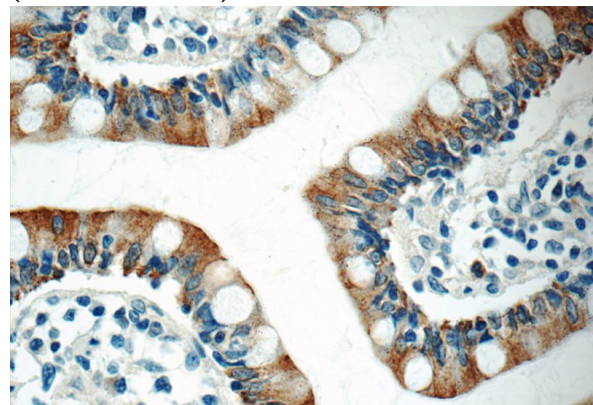
Validations



human heart tissue were subjected to SDS PAGE followed by western blot with Catalog No:114459(RAB7B antibody) at dilution of 1:200



Immunohistochemistry of paraffin-embedded human small intestine tissue slide using Catalog No:114459(RAB7B Antibody) at dilution of 1:50 (under 10x lens)



Immunohistochemistry of paraffin-embedded human small intestine tissue slide using Catalog No:114459(RAB7B Antibody) at dilution of 1:50

RAB7B antibody



Catalog Number: 114459

(under 40x lens)