

# GPBP1 antibody



Catalog Number: 111059

## Product name

GPBP1 antibody

## Immunogen

[Human GPBP1 Recombinant protein \(His tag\)](#)

## Specificity

Human, Mouse, Rat; other species not tested.

## Antibody description

GPBP1 Rabbit Polyclonal antibody. Positive IHC detected in human small intestine tissue, human testis tissue. Positive WB detected in HepG2 cells, L02 cells. Observed molecular weight by Western-blot: 45 kDa

## Preparation

This antibody was obtained by immunization of GPBP1 recombinant protein (Accession Number: BC000267). Purification method: Antigen affinity purified.

## Formulation

PBS with 0.02% sodium azide and 50% glycerol pH 7.3.

## Storage

Store at -20°C. DO NOT ALIQUOT

## Clonality

Polyclonal

## Ig Type

Rabbit IgG

## Applications

ELISA, WB, IHC


## Dilutions

Recommended Dilution:

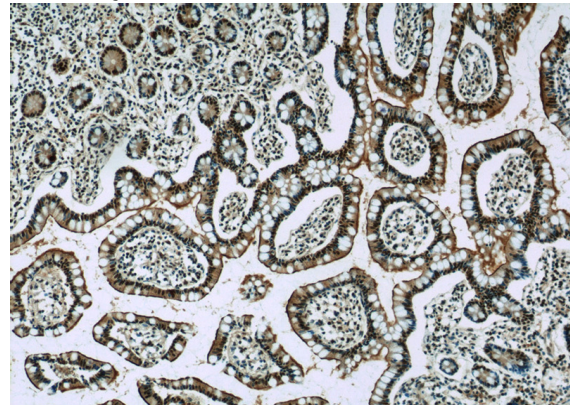
WB: 1:500-1:5000

IHC: 1:20-1:200

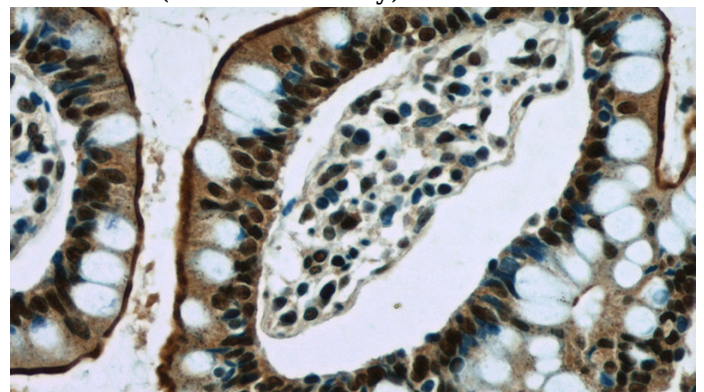
## Validations



HepG2 cells were subjected to SDS PAGE followed by western blot with Catalog No:111059(GPBP1 antibody) at dilution of 1:500



Immunohistochemistry of paraffin-embedded human small intestine slide using Catalog No:111059(GPBP1 Antibody) at dilution of 1:50



# GPBP1 antibody



Catalog Number: 111059

---

Immunohistochemistry of paraffin-embedded

human small intestine slide using Catalog  
No:111059(GPBP1 Antibody) at dilution of 1:50