

# SURVIVIN antibody



Catalog Number: 115749

## Product name

SURVIVIN antibody

## Specificity

Human, Rat; other species not tested.

## Antibody description

SURVIVIN Rabbit Polyclonal antibody. Positive IF detected in HeLa cells. Positive IHC detected in human breast cancer tissue, human colon cancer tissue, human gliomas tissue, human lung cancer tissue, human pancreas cancer tissue, rat brain tissue. Positive WB detected in PC-3 cells, A431 cells, A549 cells, Jurkat cells, MCF7 cells. Positive IP detected in Jurkat cells. Observed molecular weight by Western-blot: 16-18 kDa

## Preparation

This antibody was obtained by immunization of SURVIVIN recombinant protein (Accession Number: NM\_001168). Purification method: Antigen affinity purified.

## Formulation

PBS with 0.02% sodium azide and 50% glycerol pH 7.3.

## Storage

Store at -20°C. DO NOT ALIQUOT

## Clonality

Polyclonal

## Ig Type

Rabbit IgG

## Applications

ELISA, WB, IF, IP, IHC

## Dilutions

Recommended Dilution:


WB: 1:200-1:2000

IP: 1:200-1:1000

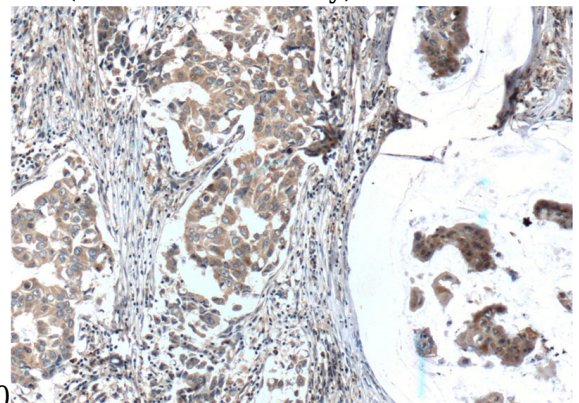
IHC: 1:50-1:500

IF: 1:10-1:100

## Validations



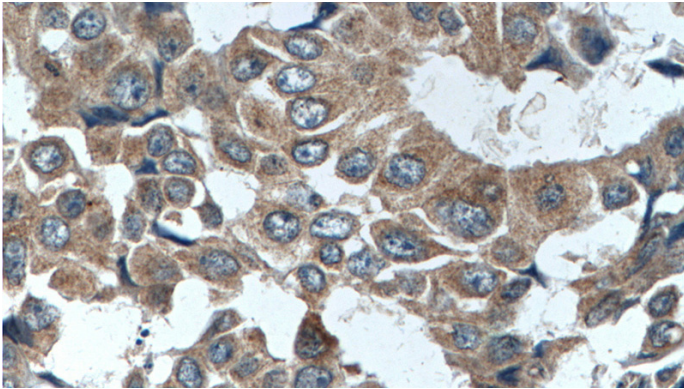
PC-3 cells were subjected to SDS PAGE followed by western blot with Catalog No:115749(SURVIVIN antibody) at dilution of



1:1000  
Immunohistochemistry of paraffin-embedded human breast cancer tissue slide using Catalog No:115749(SURVIVIN Antibody) at dilution of 1:200 (under 10x lens). heat mediated antigen retrieved with Tris-EDTA buffer(pH9).

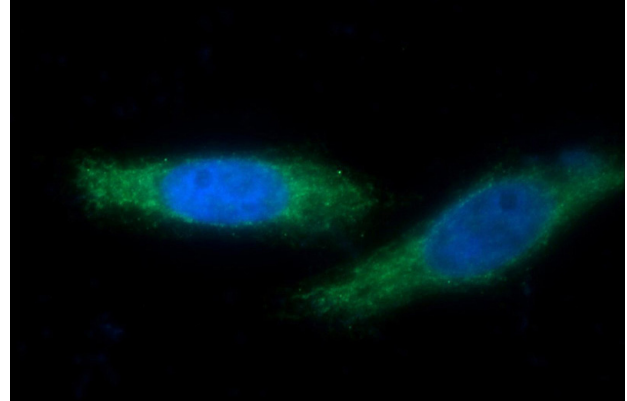
# SURVIVIN antibody

Catalog Number: 115749



Immunohistochemistry of paraffin-embedded human breast cancer tissue slide using Catalog No:115749(SURVIVIN Antibody) at dilution of 1:200 (under 40x lens). heat mediated antigen retrieved with Tris-EDTA buffer(pH9).

IP Result of anti-SURVIVIN (IP:Catalog No:115749, 4ug; Detection:Catalog No:115749 1:300) with Jurkat cells lysate 2120ug.



Immunofluorescent analysis of HeLa cells using Catalog No:115749(SURVIVIN Antibody) at dilution of 1:25 and Alexa Fluor 488-conjugated AffiniPure Goat Anti-Rabbit IgG(H+L)

