

PCP4 antibody

Catalog Number: 113749

Product name

PCP4 antibody

Specificity

Human, Mouse, Rat; other species not tested.

Antibody description

PCP4 Rabbit Polyclonal antibody. Positive WB detected in mouse brain tissue. Positive IHC detected in human cerebellum tissue. Observed molecular weight by Western-blot: 8 kDa

Preparation

This antibody was obtained by immunization of PCP4 recombinant protein (Accession Number: NM_006198). Purification method: Antigen affinity purified.

Formulation

PBS with 0.1% sodium azide and 50% glycerol pH 7.3.

Storage

Store at -20°C. DO NOT ALIQUOT

Clonality

Polyclonal

Ig Type

Rabbit IgG

Applications

ELISA, WB, IHC


Dilutions

Recommended Dilution:

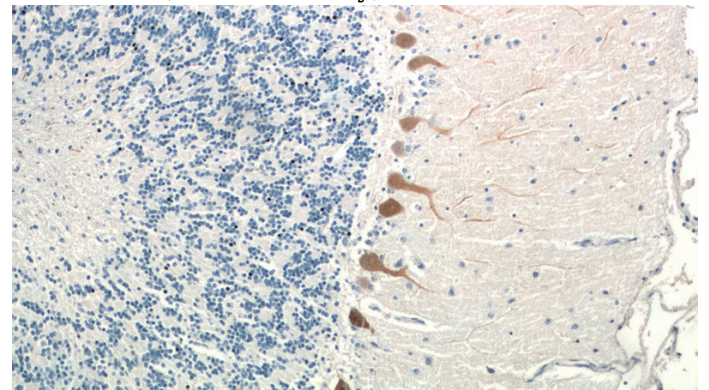
WB: 1:200-1:1000

IHC: 1:20-1:200

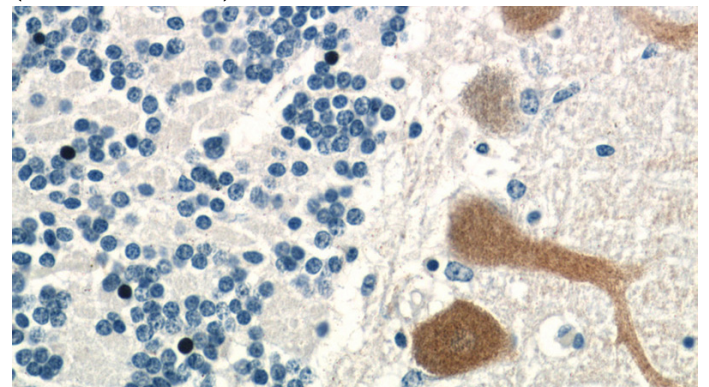
Validations



mouse brain tissue were subjected to SDS PAGE followed by western blot with Catalog No:113749(PCP4 Antibody) at dilution of 1:300



Immunohistochemistry of paraffin-embedded human cerebellum tissue slide using Catalog No:113749(PCP4 Antibody) at dilution of 1:50 (under 10x lens)



Immunohistochemistry of paraffin-embedded human cerebellum tissue slide using Catalog No:113749(PCP4 Antibody) at dilution of 1:50 (under 40x lens)