

Phospho-FOXO4-S197 pAb

Catalog Number: 166349

Product name

Phospho-FOXO4-S197 pAb

Specificity

Human, Mouse, Rat

Antibody description

Polyclonal antibody to Phospho-FOXO4-S197

Preparation

Antigen: A phospho specific peptide corresponding to residues surrounding S197 of human FOXO4

Formulation

PBS with 0.02% sodium azide, 50% glycerol, pH7.3.

Storage

Store at -20°C. Avoid freeze / thaw cycles.

Clonality

Polyclonal

Ig Type

Rabbit IgG

Applications

WB, IHC, IF

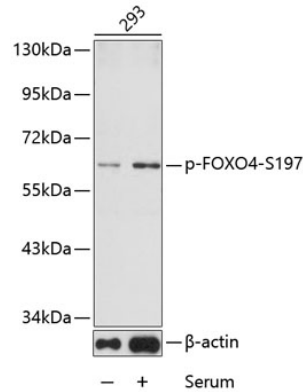
Dilutions

WB 1:500 - 1:2000

IHC 1:50 - 1:100

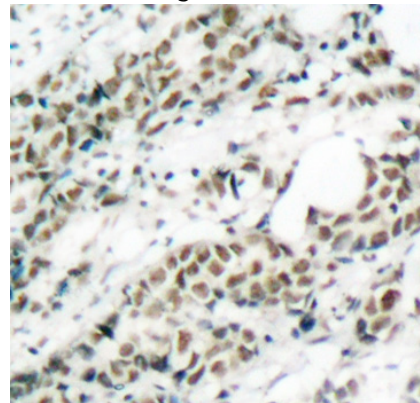
IF 1:100 - 1:200

Validations



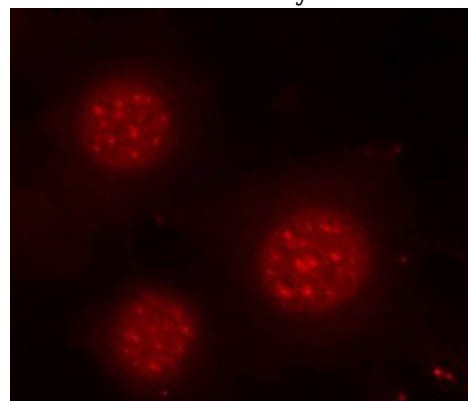
Western blot - Phospho-FOXO4-S197 pAb

Western blot analysis of extracts from 293 cells using phospho-FOXO4-S197 antibody. Secondary antibody: HRP Goat Anti-Rabbit IgG (H+L) at 1:10000 dilution. Lysates/proteins: 25ug per lane. Blocking buffer: 3% BSA.



Immunohistochemistry - Phospho-FOXO4-S197 pAb

Immunohistochemistry of paraffin-embedded human breast carcinoma tissue, using Phospho-FOXO4-S197 antibody.



Phospho-FOXO4-S197 pAb



Catalog Number: 166349

Immunofluorescence - Phospho-FOXO4-S197 pAb

MCF-7 cells using Phospho-FOXO4-S197 antibody

Immunofluorescence analysis of methanol-fixed