

PXMP2 antibody

Catalog Number: 114349

Product name

PXMP2 antibody

Specificity

Human, Mouse, Rat; other species not tested.

Antibody description

PXMP2 Rabbit Polyclonal antibody. Positive WB detected in rat liver tissue, mouse liver tissue. Positive IHC detected in human hepat°Cirrhosis tissue, human kidney tissue. Observed molecular weight by Western-blot: 22 kDa

Preparation

This antibody was obtained by immunization of PXMP2 recombinant protein (Accession Number: NM_018663). Purification method: Antigen affinity purified.

Formulation

PBS with 0.1% sodium azide and 50% glycerol pH 7.3.

Storage

Store at -20°C. DO NOT ALIQUOT

Clonality

Polyclonal

Ig Type

Rabbit IgG

Applications

ELISA, IHC, WB


Dilutions

Recommended Dilution:

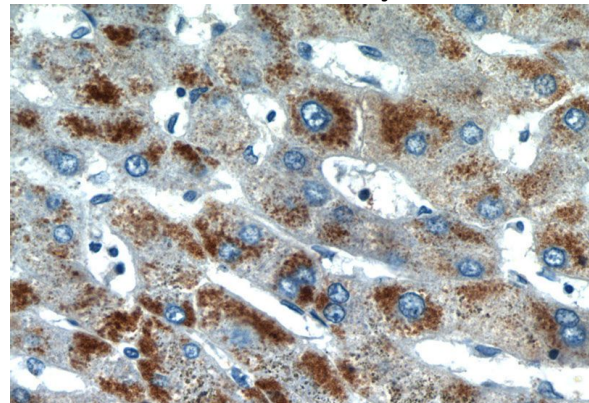
WB: 1:200-1:2000

IHC: 1:20-1:200

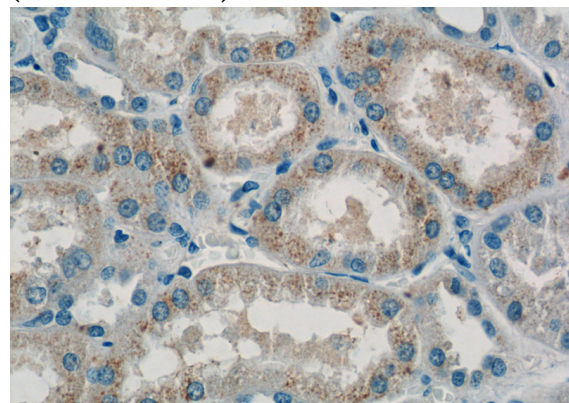
Validations



rat liver tissue were subjected to SDS PAGE followed by western blot with Catalog No:114349(PXMP2 Antibody) at dilution of 1:600



Immunohistochemistry of paraffin-embedded human hepatocirrhosis tissue slide using Catalog No:114349(PXMP2 Antibody) at dilution of 1:50 (under 40x lens)



Immunohistochemistry of paraffin-embedded human kidney tissue slide using Catalog

PXMP2 antibody



Catalog Number: 114349

No:114349(PXMP2 Antibody) at dilution of 1:50 (under 40x lens)