

RGS7 antibody



Catalog Number: 114649

Product name

RGS7 antibody

IHC: 1:20-1:200

IF: 1:20-1:200

Specificity

Human, Mouse, Rat; other species not tested.

Antibody description

RGS7 Rabbit Polyclonal antibody. Positive IHC detected in human gliomas tissue. Positive IF detected in SH-SY5Y cells. Positive WB detected in SH-SY5Y cells. Observed molecular weight by Western-blot: 62 kDa

Preparation

This antibody was obtained by immunization of RGS7 recombinant protein (Accession Number: NM_002924). Purification method: Antigen affinity purified.

Formulation

PBS with 0.02% sodium azide and 50% glycerol pH 7.3.

Storage

Store at -20°C. DO NOT ALIQUOT

Clonality

Polyclonal

Ig Type

Rabbit IgG

Applications


ELISA, WB, IHC, IF

Dilutions

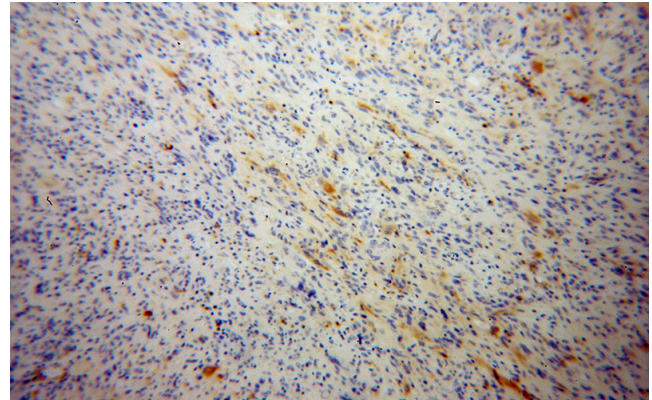
Recommended Dilution:

WB: 1:200-1:2000

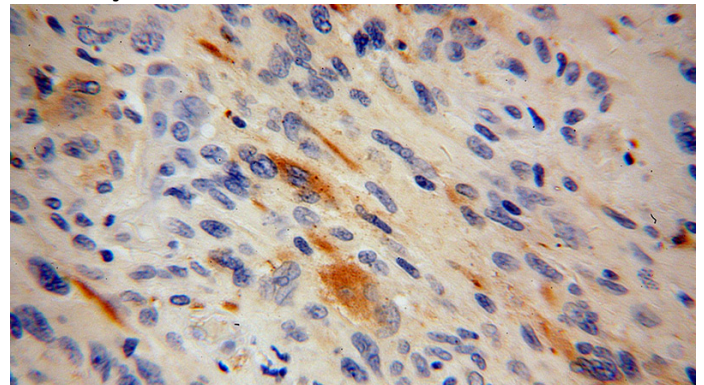
Validations



SH-SY5Y cells were subjected to SDS PAGE followed by western blot with Catalog No:114649(RGS7 antibody) at dilution of 1:500



Immunohistochemical of paraffin-embedded human gliomas using Catalog No:114649(RGS7 antibody) at dilution of 1:50 (under 10x lens)

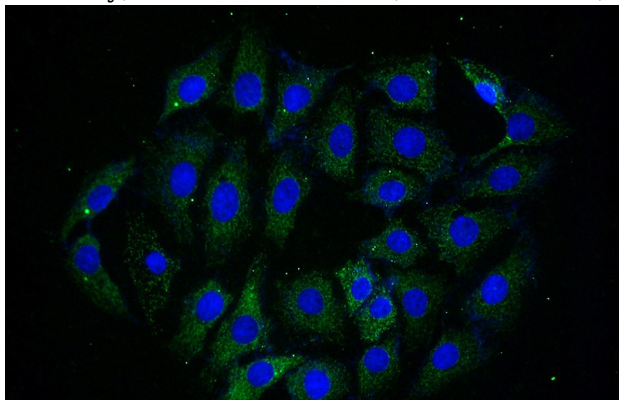


Immunohistochemical of paraffin-embedded human gliomas using Catalog No:114649(RGS7

RGS7 antibody

Catalog Number: 114649

antibody) at dilution of 1:50 (under 40x lens)



Immunofluorescent analysis of (-20oc Ethanol)
fixed SH-SY5Y cells using Catalog
No:114649(RGS7 Antibody) at dilution of 1:50 and
Alexa Fluor 488-conjugated AffiniPure Goat Anti-
Rabbit IgG(H+L)