

# Endostatin antibody



Catalog Number: 110249

## Product name

Endostatin antibody

## Specificity

Human; other species not tested.

## Antibody description

Endostatin Rabbit Polyclonal antibody. Positive IHC detected in human liver tissue. Positive WB detected in human liver tissue, human kidney tissue. Observed molecular weight by Western-blot: 19 kDa, 27 kDa

## Preparation

This antibody was obtained by immunization of Peptide (Accession Number: NM\_130445). Purification method: Antigen affinity purified.

## Formulation

PBS with 0.02% sodium azide and 50% glycerol pH 7.3.

## Storage

Store at -20°C. DO NOT ALIQUOT

## Clonality

Polyclonal

## Ig Type

Rabbit IgG

## Applications

ELISA, WB, IHC


## Dilutions

Recommended Dilution:

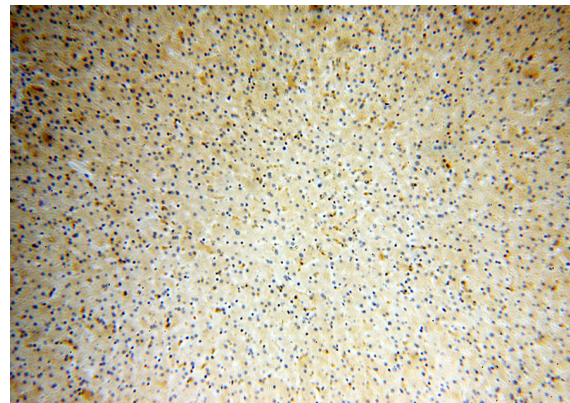
WB: 1:200-1:1000

IHC: 1:20-1:200

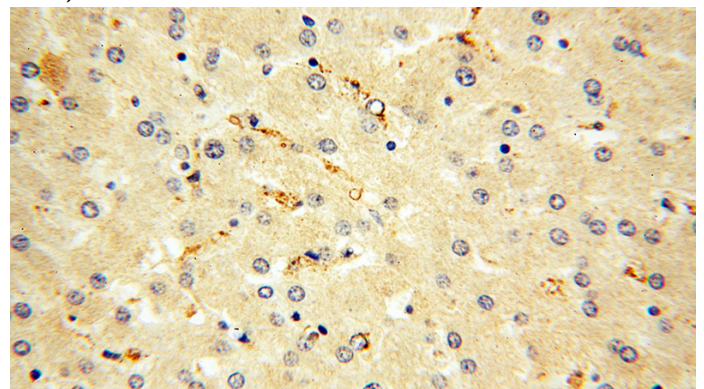
## Validations



human liver tissue were subjected to SDS PAGE followed by western blot with Catalog No:110249(Endostatin, COL18A1 antibody) at dilution of 1:300



Immunohistochemical of paraffin-embedded human liver using Catalog No:110249(Endostatin, COL18A1 antibody) at dilution of 1:50 (under 10x lens)



Immunohistochemical of paraffin-embedded human liver using Catalog No:110249(Endostatin, COL18A1 antibody) at dilution of 1:50 (under 40x lens)