

Anti-Cytokeratin 18 (4G8) Mouse antibody



Catalog Number: 168149

Product name

Anti-Cytokeratin 18 (4G8) Mouse antibody

Specificity

Human, Mouse, Rat

Antibody description

Cytokeratin 18 (4G8) Mouse monoclonal antibody

Preparation

Antigen: Recombinant Protein of Keratin type I cytoskeletal 18

Formulation

PBS, pH 7.4, containing 0.02% sodium azide as Preservative and 50% Glycerol.

Storage

Store at 4°C short term. Store at -20°C long term. Avoid freeze / thaw cycle.

Clonality

Monoclonal

Ig Type

Mouse IgG1

Applications

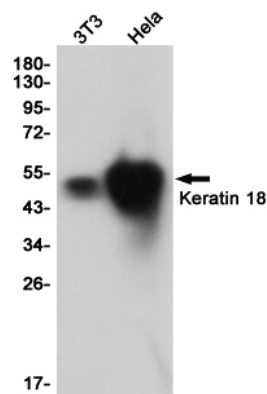
WB, ICC/IF

Dilutions

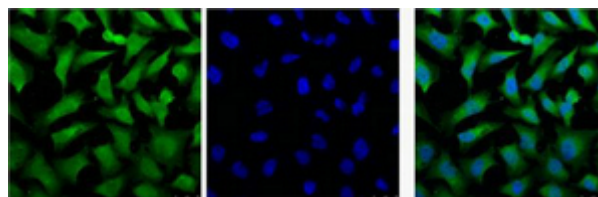
WB: 1/1000 -1/3000

IF: 1/100-1/200

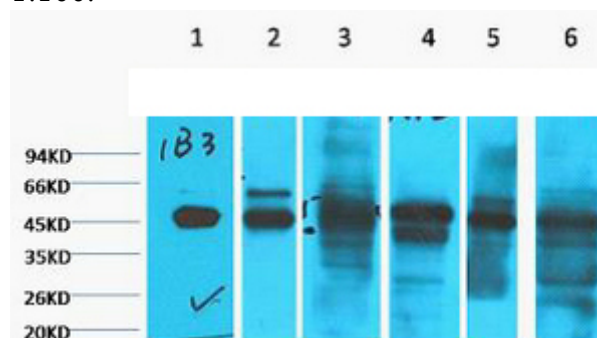
Validations



Western blot detection of Keratin 18 in 3T3, HeLa cell lysates using Keratin 18 (4G8) Mouse mAb (1:1000 diluted). Predicted band size: 46 kDa. Observed band size: 46 kDa.



IF analysis of HeLa, and DAPI (Right) diluted at 1:100.



Western blot analysis of 1) HepG2, 2) HeLa, 3) Mouse Liver tissue, 4) C2C12, 5) Rat Heart tissue, 6) Mouse Skeletal Muscle tissue, diluted at 1:2000.