

Carboxypeptidase A3 antibody



Catalog Number: 108849

Product name

Carboxypeptidase A3 antibody

Immunogen

[Human CPA3 Recombinant protein \(His tag\)](#)

Specificity

Human, Mouse, Rat; other species not tested.

Antibody description

Carboxypeptidase A3 Rabbit Polyclonal antibody. Positive WB detected in mouse pancreas tissue. Positive IHC detected in human small intestine tissue, human pancreas tissue, human tonsillitis tissue. Observed molecular weight by Western-blot: 49kd

Preparation

This antibody was obtained by immunization of Carboxypeptidase A3 recombinant protein (Accession Number: NM_001870). Purification method: Antigen affinity purified.

Formulation

PBS with 0.02% sodium azide and 50% glycerol pH 7.3.

Storage

Store at -20°C. DO NOT ALIQUOT

Clonality

Polyclonal

Ig Type

Rabbit IgG

Applications

ELISA, WB, IHC


Dilutions

Recommended Dilution:

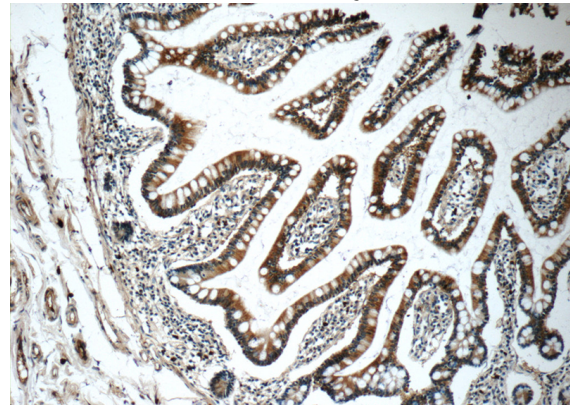
WB: 1:500-1:5000

IHC: 1:20-1:200

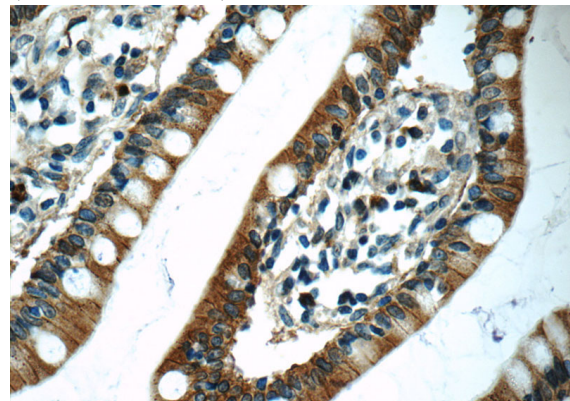
Validations



mouse pancreas tissue were subjected to SDS PAGE followed by western blot with Catalog No:108849(CPA3 antibody) at dilution of 1:1200



Immunohistochemistry of paraffin-embedded human small intestine tissue slide using Catalog No:108849(CPA3 Antibody) at dilution of 1:50 (under 10x lens)



Carboxypeptidase A3 antibody



Catalog Number: 108849

Immunohistochemistry of paraffin-embedded
human small intestine tissue slide using Catalog

No:108849(CPA3 Antibody) at dilution of 1:50
(under 40x lens)