

# HPGDS antibody



Catalog Number: 111449

## Product name

HPGDS antibody

## Specificity

Human, Mouse; other species not tested.

## Antibody description

HPGDS Rabbit Polyclonal antibody. Positive IHC detected in human placenta tissue, human gliomas tissue. Positive WB detected in mouse small intestine tissue, mouse spleen tissue. Observed molecular weight by Western-blot: 26-30 kDa

## Preparation

This antibody was obtained by immunization of HPGDS recombinant protein (Accession Number: NM\_014485). Purification method: Antigen Affinity purified.

## Formulation

PBS with 0.02% sodium azide and 50% glycerol pH 7.3.

## Storage

Store at -20°C. DO NOT ALIQUOT

## Clonality

Polyclonal

## Ig Type

Rabbit IgG

## Applications

ELISA, WB, IHC


## Dilutions

Recommended Dilution:

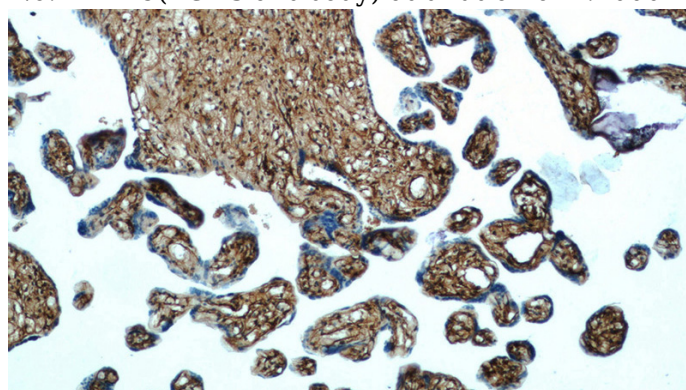
WB: 1:200-1:2000

IHC: 1:20-1:200

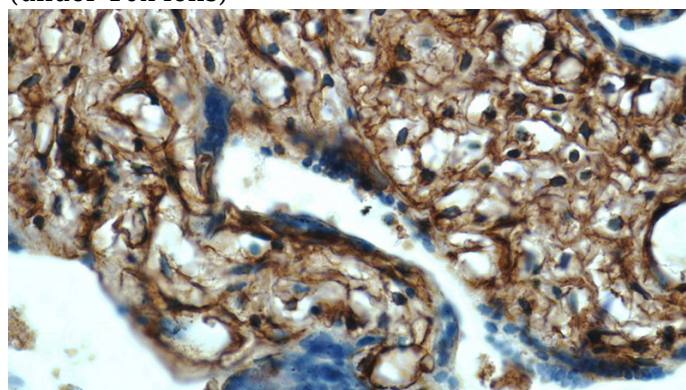
## Validations



mouse small intestine tissue were subjected to SDS PAGE followed by western blot with Catalog No:111449(PGDS antibody) at dilution of 1:1000



Immunohistochemistry of paraffin-embedded human placenta tissue slide using Catalog No:111449(PGDS Antibody) at dilution of 1:50 (under 10x lens)



Immunohistochemistry of paraffin-embedded human placenta tissue slide using Catalog No:111449(PGDS Antibody) at dilution of 1:50

# HPGDS antibody



Catalog Number: 111449

---

(under 40x lens)