

THOC6 antibody

Catalog Number: 116049

Product name

THOC6 antibody

Specificity

human, mouse, rat; other species not tested.

Antibody description

THOC6 Rabbit Polyclonal antibody. Positive WB detected in A431 cells, mouse ovary tissue. Positive IHC detected in human ovary tumor. Observed molecular weight by Western-blot: 35kd

Preparation

This antibody was obtained by immunization of TH^oC6 recombinant protein (Accession Number: NM_001347703). Purification method: Antigen affinity purified.

Formulation

PBS with 0.02% sodium azide and 50% glycerol pH 7.3.

Storage

Store at -20°C. DO NOT ALIQUOT

Clonality

Polyclonal

Ig Type

Rabbit IgG

Applications

ELISA, WB, IHC


Dilutions

Recommended Dilution:

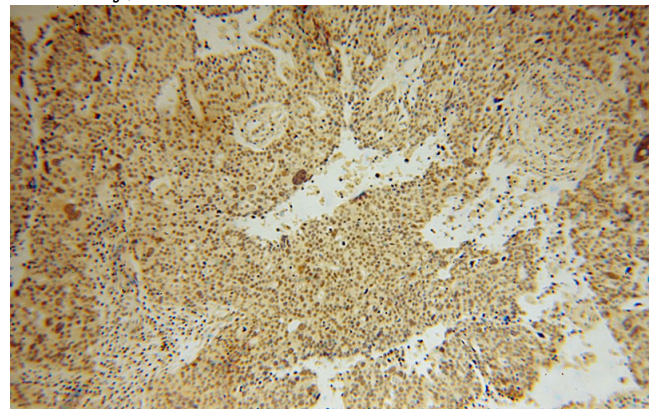
WB: 1:200-1:2000

IHC: 1:20-1:200

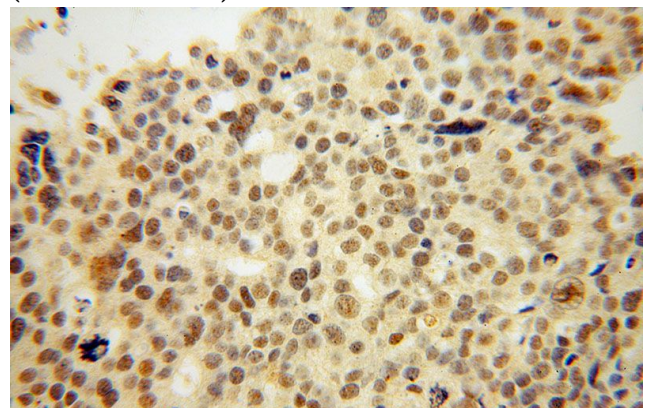
Validations



A431 cells were subjected to SDS PAGE followed by western blot with Catalog No:116049(THoc6 antibody) at dilution of 1:500



Immunohistochemical of paraffin-embedded human ovary tumor using Catalog No:116049(THoc6 antibody) at dilution of 1:50 (under 10x lens)



Immunohistochemical of paraffin-embedded human ovary tumor using Catalog No:116049(THoc6 antibody) at dilution of 1:50 (under 40x lens)