

# KIF5C antibody



Catalog Number: 112049

## Product name

KIF5C antibody

## Immunogen

[Human KIF5C Recombinant protein \(GST tag\)](#)

## Specificity

Human, Rat, Mouse; other species not tested.

## Antibody description

KIF5C Rabbit Polyclonal antibody. Positive WB detected in rat brain tissue. Positive IHC detected in human testis tissue, mouse brain tissue. Positive IF detected in SH-SY5Y cells. Observed molecular weight by Western-blot: 70,110 kDa

## Preparation

This antibody was obtained by immunization of KIF5C recombinant protein (Accession Number: XM\_011511157). Purification method: Antigen affinity purified.

## Formulation

PBS with 0.1% sodium azide and 50% glycerol pH 7.3.

## Storage

Store at -20°C. DO NOT ALIQUOT

## Clonality

Polyclonal

## Ig Type

Rabbit IgG

## Applications

ELISA, WB, IHC, IF

## Dilutions


Recommended Dilution:

WB: 1:500-1:5000

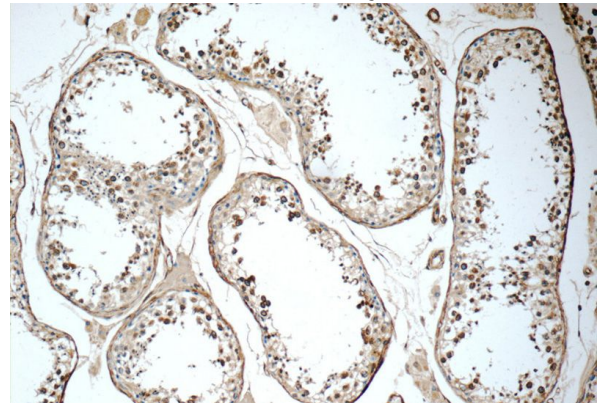
IHC: 1:20-1:200

IF: 1:10-1:100

## Validations



rat brain tissue were subjected to SDS PAGE followed by western blot with Catalog No:112049(KIF5C Antibody) at dilution of 1:1500

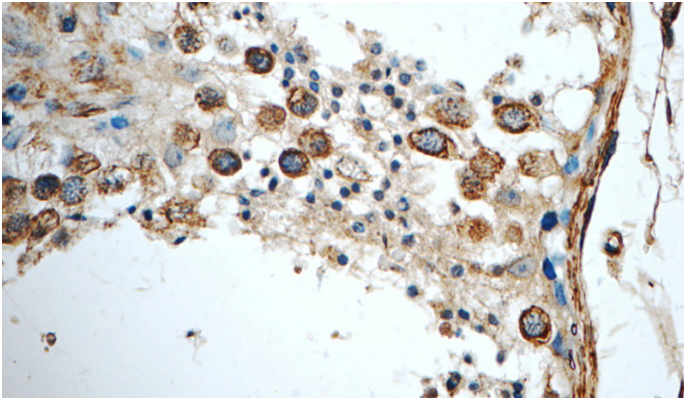


Immunohistochemistry of paraffin-embedded human testis tissue slide using Catalog No:112049(KIF5C Antibody) at dilution of 1:50 (under 10x lens)

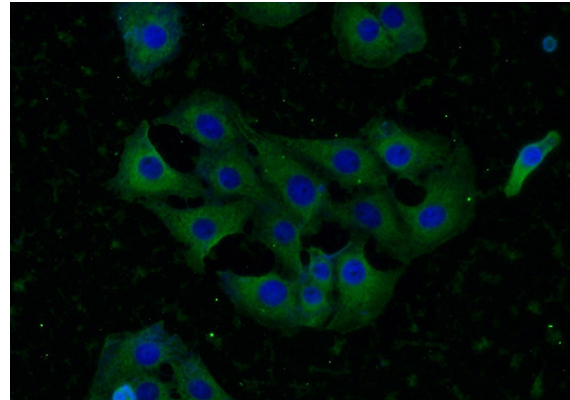
# KIF5C antibody

Catalog Number: 112049

---



Immunohistochemistry of paraffin-embedded human testis tissue slide using Catalog No:112049(KIF5C Antibody) at dilution of 1:50 (under 40x lens)



Immunofluorescent analysis of SH-SY5Y cells using Catalog No:112049(KIF5C Antibody) at dilution of 1:25 and Alexa Fluor 488-conjugated AffiniPure Goat Anti-Rabbit IgG(H+L)