

RNF133 antibody

Catalog Number: 114739

Product name

RNF133 antibody

IHC: 1:20-1:200

IF: 1:10-1:100

Specificity

human, mouse, rat; other species not tested.

Antibody description

RNF133 Rabbit Polyclonal antibody. Positive WB detected in HeLa cells, HL-60 cells, K-562 cells. Positive IF detected in Hela. Positive IHC detected in human testis. Observed molecular weight by Western-blot: 45-48kd

Preparation

This antibody was obtained by immunization of RNF133 recombinant protein (Accession Number: NM_139175). Purification method: Antigen affinity purified.

Formulation

PBS with 0.02% sodium azide and 50% glycerol pH 7.3.

Storage

Store at -20°C. DO NOT ALIQUOT

Clonality

Polyclonal

Ig Type

Rabbit IgG

Applications


ELISA, WB, IHC, IF

Dilutions

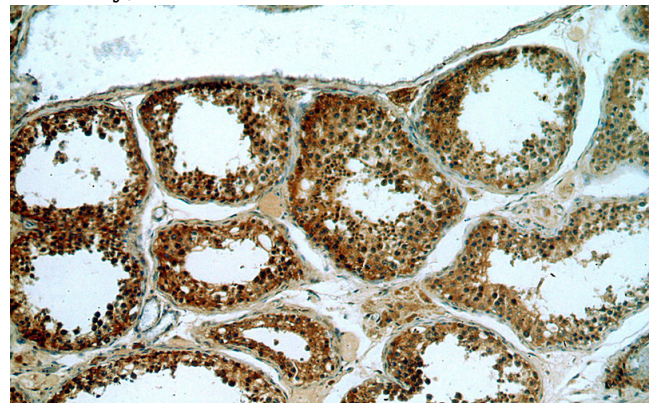
Recommended Dilution:

WB: 1:500-1:5000

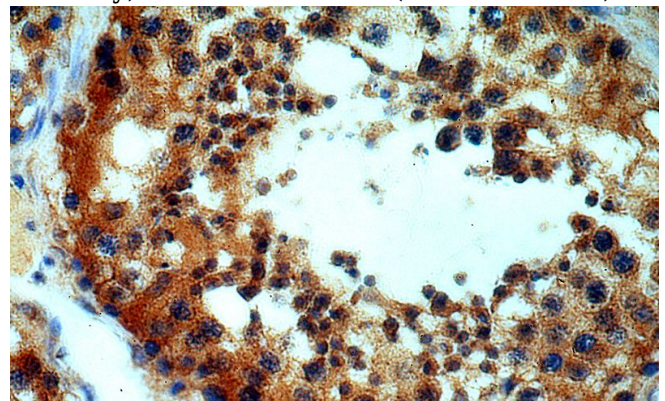
Validations



HeLa cells were subjected to SDS PAGE followed by western blot with Catalog No:114739(RNF133 antibody) at dilution of 1:500



Immunohistochemical of paraffin-embedded human testis using Catalog No:114739(RNF133 antibody) at dilution of 1:50 (under 10x lens)

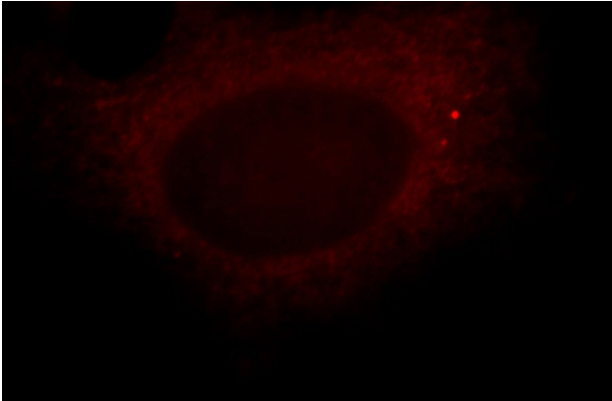


Immunohistochemical of paraffin-embedded human testis using Catalog No:114739(RNF133 antibody) at dilution of 1:50 (under 10x lens)

RNF133 antibody

Catalog Number: 114739

antibody) at dilution of 1:50 (under 40x lens)



Immunofluorescent analysis of HeLa cells, using RNF133 antibody Catalog No:114739 at 1:25 dilution and Rhodamine-labeled goat anti-rabbit IgG (red).