

PDSS2 antibody

Catalog Number: 113639

Product name

PDSS2 antibody

Specificity

human, mouse, rat; other species not tested.

Antibody description

PDSS2 Rabbit Polyclonal antibody. Positive WB detected in SGC-7901 cells, A375 cells, human testis tissue. Positive IHC detected in human kidney. Observed molecular weight by Western-blot: 30-33kd,44-47kd

Preparation

This antibody was obtained by immunization of PDSS2 recombinant protein (Accession Number: NM_020381). Purification method: Antigen affinity purified.

Formulation

PBS with 0.02% sodium azide and 50% glycerol pH 7.3.

Storage

Store at -20°C. DO NOT ALIQUOT

Clonality

Polyclonal

Ig Type

Rabbit IgG

Applications

ELISA, WB, IHC

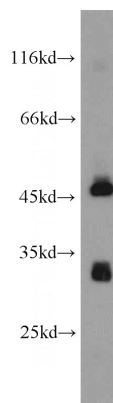
Dilutions

Recommended Dilution:

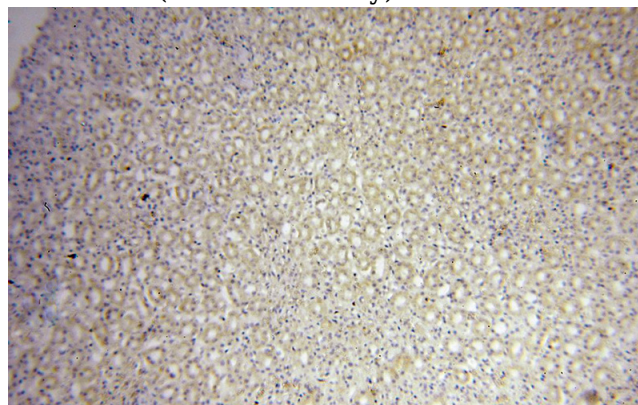
WB: 1:200-1:2000

IHC: 1:20-1:200

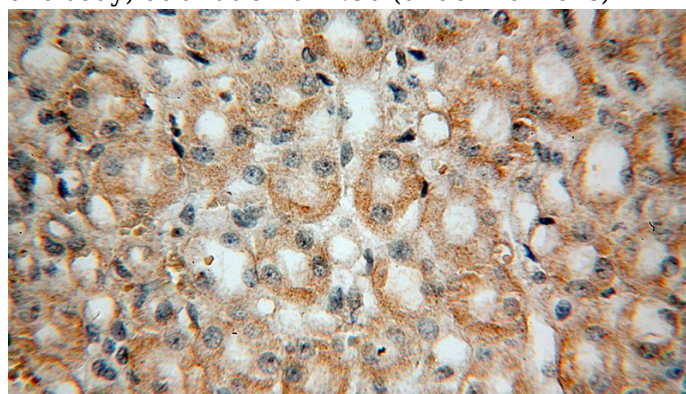
Validations



SGC-7901 cells were subjected to SDS PAGE followed by western blot with Catalog No:113639(PDSS2 antibody) at dilution of 1:300



Immunohistochemical of paraffin-embedded human kidney using Catalog No:113639(PDSS2 antibody) at dilution of 1:50 (under 10x lens)



Immunohistochemical of paraffin-embedded human kidney using Catalog No:113639(PDSS2 antibody) at dilution of 1:50 (under 40x lens)