

PRPSAP1 antibody



Catalog Number: 114239

Product name

PRPSAP1 antibody

WB: 1:200-1:2000

IP: 1:200-1:1000

Immunogen

[Human PRPSAP1 Recombinant protein \(GST tag\)](#)

IHC: 1:20-1:200

Specificity

Human, Mouse, Rat; other species not tested.

Antibody description

PRPSAP1 Rabbit Polyclonal antibody. Positive IHC detected in human cervix tissue. Positive WB detected in human testis tissue. Positive IP detected in mouse testis tissue.

Preparation

This antibody was obtained by immunization of PRPSAP1 recombinant protein (Accession Number: BC009012). Purification method: Antigen affinity purified.

Formulation

PBS with 0.02% sodium azide and 50% glycerol pH 7.3.

Storage

Store at -20°C. DO NOT ALIQUOT

Clonality

Polyclonal

Ig Type

Rabbit IgG


Applications

ELISA, IHC, WB, IP

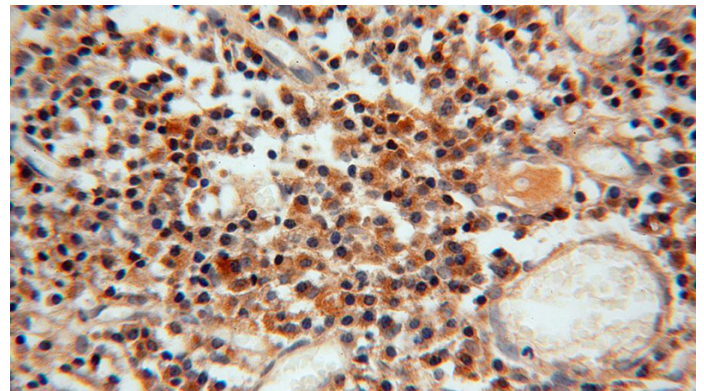
Dilutions

Recommended Dilution:

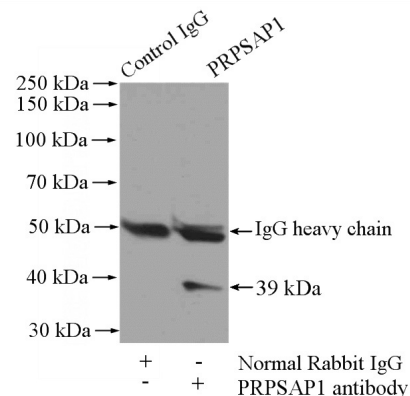
Validations



human testis tissue were subjected to SDS PAGE followed by western blot with Catalog No:114239 (PRPSAP1 antibody) at dilution of 1:800



Immunohistochemical of paraffin-embedded human cervix using Catalog No:114239 (PRPSAP1 antibody) at dilution of 1:100 (under 40x lens)



PRPSAP1 antibody



Catalog Number: 114239

IP Result of anti-PRPSAP1 (IP:Catalog No:114239, 4ug; Detection:Catalog No:114239 1:300) with mouse testis tissue lysate 4000ug.