

IRF7 antibody

Catalog Number: 111839

Product name

IRF7 antibody

IP: 1:200-1:2000

IHC: 1:20-1:200

Specificity

Human; other species not tested.

Antibody description

IRF7 Rabbit Polyclonal antibody. Positive IP detected in HEK-293 cells. Positive WB detected in HEK-293 cells. Positive IHC detected in human tonsillitis tissue. Observed molecular weight by Western-blot: 80 kDa

Preparation

This antibody was obtained by immunization of IRF7 recombinant protein (Accession Number: XM_005252906). Purification method: Antigen Affinity purified.

Formulation

PBS with 0.02% sodium azide and 50% glycerol pH 7.3.

Storage

Store at -20°C. DO NOT ALIQUOT

Clonality

Polyclonal

Ig Type

Rabbit IgG

Applications

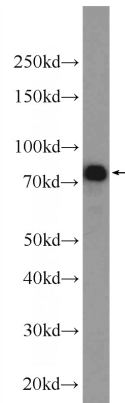
ELISA, WB, IHC, IP

Dilutions

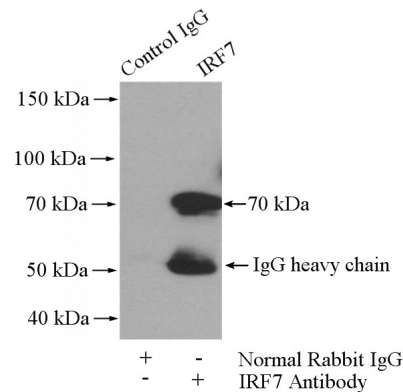
Recommended Dilution:

WB: 1:200-1:2000

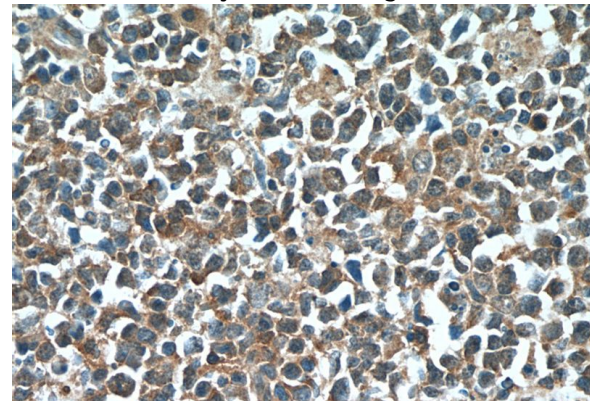
Validations



HEK-293 cells were subjected to SDS PAGE followed by western blot with Catalog No:111839(IRF7 Antibody) at dilution of 1:600



IP Result of anti-IRF7 (IP:Catalog No:111839, 4ug; Detection:Catalog No:111839 1:600) with HEK-293 cells lysate 3200ug.



Immunohistochemistry of paraffin-embedded human tonsillitis tissue slide using Catalog

IRF7 antibody



Catalog Number: 111839

No:111839(IRF7 Antibody) at dilution of 1:50 (under 40x lens)