

FABP4 antibody

Catalog Number: 110439

Product name

FABP4 antibody

WB: 1:200-1:2000

IHC: 1:20-1:200

Specificity

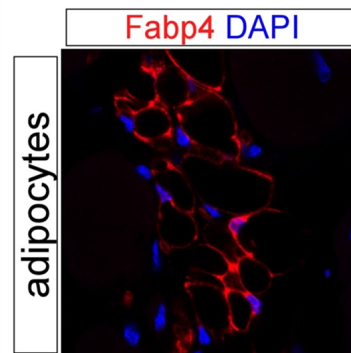
Human, Mouse, Rat; other species not tested.

IF: 1:20-1:200

Validations

Antibody description

FABP4 Rabbit Polyclonal antibody. Positive IF detected in mouse adipose, HUVEC cells. Positive IHC detected in human cervix tissue, human skin tissue. Positive WB detected in rat skeletal muscle tissue, human heart tissue, mouse skeletal muscle tissue, mouse small intestine tissue. Observed molecular weight by Western-blot: 15 kDa



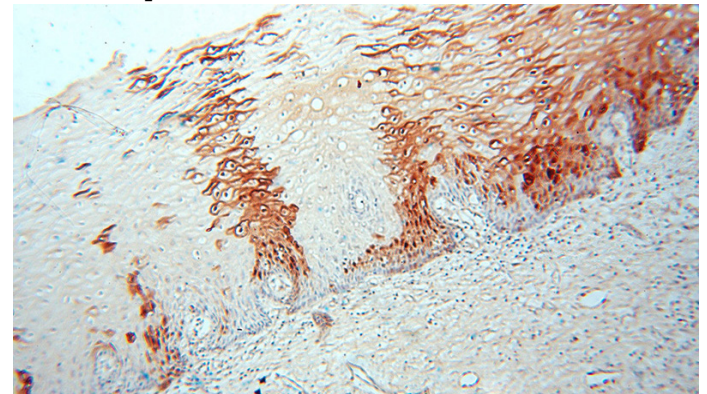
Preparation

This antibody was obtained by immunization of FABP4 recombinant protein (Accession Number: NM_001442). Purification method: Antigen affinity purified.

IF result of anti-FABP4 (Catalog No:110439, 1:500) with PFA fixed mouse adipose tissue by Dr. Daniel Kopinke.

Formulation

PBS with 0.02% sodium azide and 50% glycerol pH 7.3.



Storage

Store at -20°C. DO NOT ALIQUOT

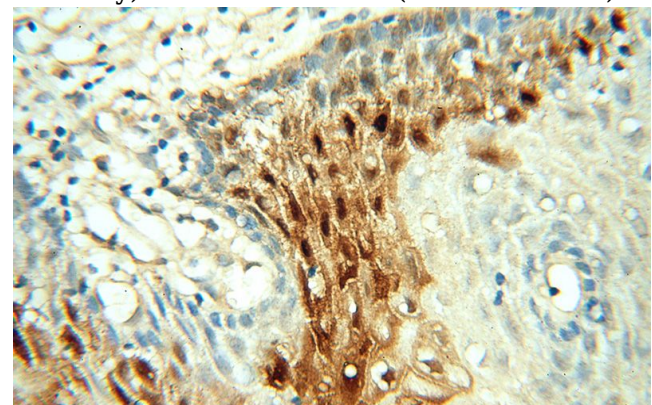
Clonality

Polyclonal

Immunohistochemical of paraffin-embedded human cervix using Catalog No:110439(FABP4 antibody) at dilution of 1:50 (under 10x lens)

Ig Type

Rabbit IgG



Applications

ELISA, WB, IHC, IF

Dilutions

Recommended Dilution:

FABP4 antibody



Catalog Number: 110439

Immunohistochemical of paraffin-embedded human cervix using Catalog No:110439(FABP4 antibody) at dilution of 1:50 (under 40x lens)

rat skeletal muscle tissue were subjected to SDS PAGE followed by western blot with Catalog No:110439(FABP4 antibody) at dilution of 1:600

