

PEX19 antibody



Catalog Number: 113729

Product name

PEX19 antibody

Immunogen

[Human PEX19 Recombinant protein \(GST tag\)](#)

Specificity

Human, Mouse, Rat; other species not tested.

Antibody description

PEX19 Rabbit Polyclonal antibody. Positive IHC detected in human gliomas tissue. Positive WB detected in human heart tissue, rat heart tissue. Positive IP detected in K-562 cells. Observed molecular weight by Western-blot: 35-40 kDa

Preparation

This antibody was obtained by immunization of PEX19 recombinant protein (Accession Number: NM_002857). Purification method: Antigen affinity purified.

Formulation

PBS with 0.02% sodium azide and 50% glycerol pH 7.3.

Storage

Store at -20°C. DO NOT ALIQUOT

Clonality

Polyclonal

Ig Type

Rabbit IgG

Applications

ELISA, WB, IHC, IP

Dilutions

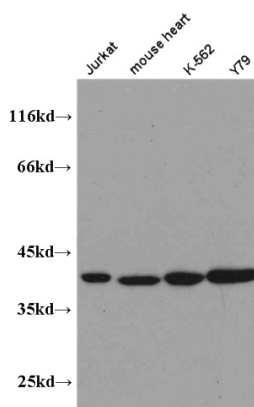
Recommended Dilution:

WB: 1:200-1:2000


IP: 1:200-1:1000

IHC: 1:20-1:200

Validations

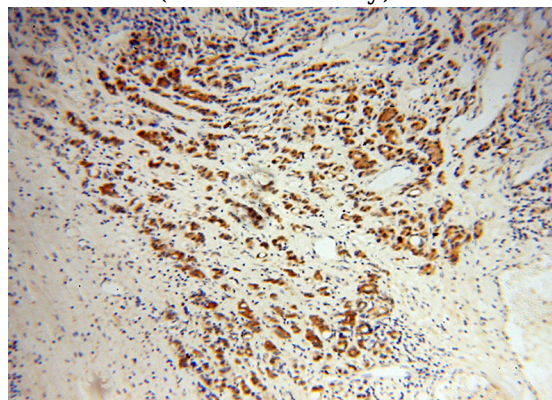


WB result of Catalog No:113729 (PEX19 antibody)



with several lysates.

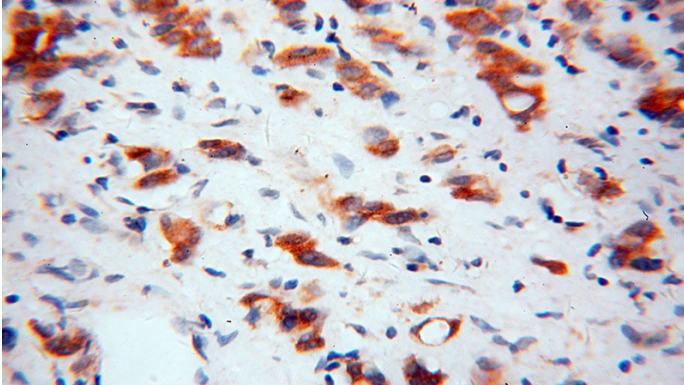
human heart tissue were subjected to SDS PAGE followed by western blot with Catalog No:113729(PEX19 antibody) at dilution of 1:300



PEX19 antibody


Catalog Number: 113729

Immunohistochemical of paraffin-embedded human gliomas using Catalog No:113729(PEX19 antibody) at dilution of 1:100 (under 10x lens)



Immunohistochemical of paraffin-embedded human gliomas using Catalog No:113729(PEX19

antibody) at dilution of 1:100 (under 40x lens)



IP Result of anti-PEX19 (IP:Catalog No:113729, 3ug; Detection:Catalog No:113729 1:300) with K-562 cells lysate 2400ug.