

c-Kit/CD117 antibody



Catalog Number: 109329

Product name

c-Kit/CD117 antibody

Specificity

Human; other species not tested.

Antibody description

c-Kit/CD117 Rabbit Polyclonal antibody. Positive IHC detected in human testis tissue, human brain tissue, human heart tissue, human kidney tissue, human lung tissue, human ovary tissue, human placenta tissue, human skin tissue, human spleen tissue, stromal tumor tissue. Positive FC detected in MCF-7 cells. Positive WB detected in MCF7 cells, human brain tissue. Observed molecular weight by Western-blot: 120 kDa, 145 kDa

Preparation

This antibody was obtained by immunization of Peptide (Accession Number: NM_000222). Purification method: Antigen affinity purified.

Formulation

PBS with 0.02% sodium azide and 50% glycerol pH 7.3.

Storage

Store at -20°C. DO NOT ALIQUOT

Clonality

Polyclonal

Ig Type

Rabbit IgG

Applications

ELISA, WB, IHC, FC


Dilutions

Recommended Dilution:

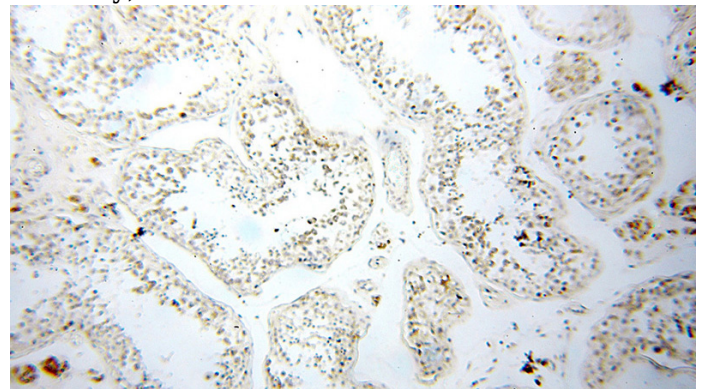
WB: 1:200-1:1000

IHC: 1:20-1:200

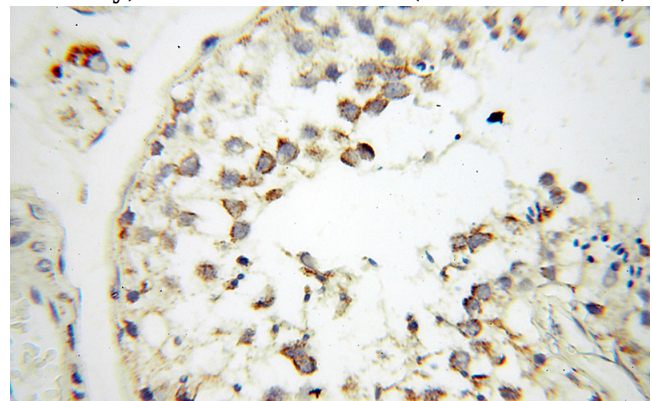
Validations



MCF7 cells were subjected to SDS PAGE followed by western blot with Catalog No:109329(KIT antibody) at dilution of 1:200



Immunohistochemical of paraffin-embedded human testis using Catalog No:109329(KIT antibody) at dilution of 1:400 (under 10x lens)

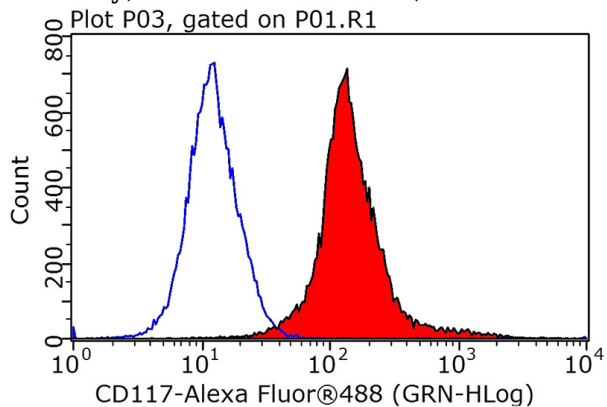


c-Kit/CD117 antibody



Catalog Number: 109329

Immunohistochemical of paraffin-embedded human testis using Catalog No:109329(KIT antibody) at dilution of 1:400 (under 40x lens)



1X10⁶ MCF-7 cells were stained with 0.2ug C-KIT antibody (Catalog No:109329, red) and control antibody (blue). Fixed with 90% MeOH blocked with 3% BSA (30 min). Alexa Fluor 488-conjugated AffiniPure Goat Anti-Rabbit IgG(H+L) with dilution 1:1000.