

Nestin antibody

Catalog Number: 107329

Product name

Nestin antibody

IHC: 1:20-1:200

IF: 1:20-1:200


Specificity

Human, Mouse, Rat; other species not tested.

Validations

Antibody description

Nestin Mouse Monoclonal antibody. Positive IF detected in U-251 cells. Positive IHC detected in human gliomas tissue. Positive WB detected in Neuro-2a cells, HEK-293 cells, rat brain tissue. Observed molecular weight by Western-blot: 150-170 kDa



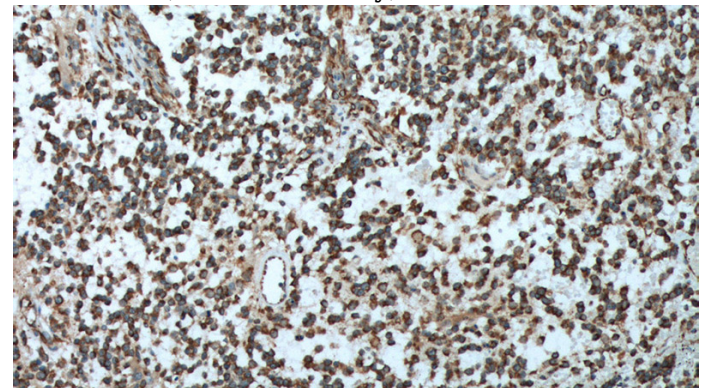
Preparation

This antibody was obtained by immunization of Peptide (Accession Number: NM_006617). Purification method: Protein A purified.

Neuro-2a cells were subjected to SDS PAGE followed by western blot with Catalog No:107329(Nestin Antibody) at dilution of 1:1000

Formulation

PBS with 0.02% sodium azide and 50% glycerol pH 7.3.



Storage

Store at -20°C. DO NOT ALIQUOT

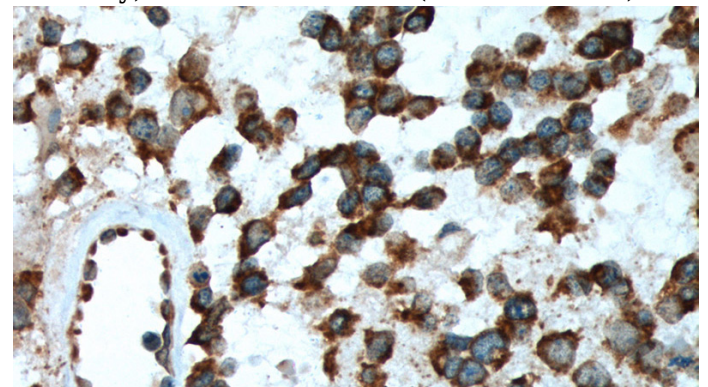
Clonality

Monoclonal

Immunohistochemistry of paraffin-embedded human gliomas tissue slide using (Nestin Antibody) at dilution of 1:200 (under 10x lens).

Ig Type

Mouse IgG2b



Applications

ELISA, WB, IHC, IF

Dilutions

Recommended Dilution:

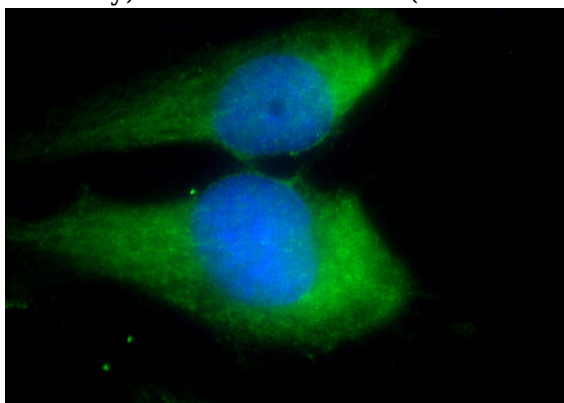
WB: 1:500-1:5000

Immunohistochemistry of paraffin-embedded human gliomas tissue slide using (Nestin

Nestin antibody

Catalog Number: 107329

Antibody) at dilution of 1:200 (under 40x lens).



Immunofluorescent analysis of (10% Formaldehyde) fixed U-251 cells using Catalog No:107329(Nestin Antibody) at dilution of 1:50 and Alexa Fluor 488-conjugated AffiniPure Goat Anti-Mouse IgG(H+L)