

LRRC18 antibody



Catalog Number: 112329

Product name

LRRC18 antibody

IP: 1:200-1:2000

IHC: 1:20-1:200


Specificity

Human, Mouse; other species not tested.

Validations

Antibody description

LRRC18 Rabbit Polyclonal antibody. Positive IHC detected in human testis tissue. Positive IP detected in mouse testis tissue. Positive WB detected in mouse testis tissue. Observed molecular weight by Western-blot: 30 kDa



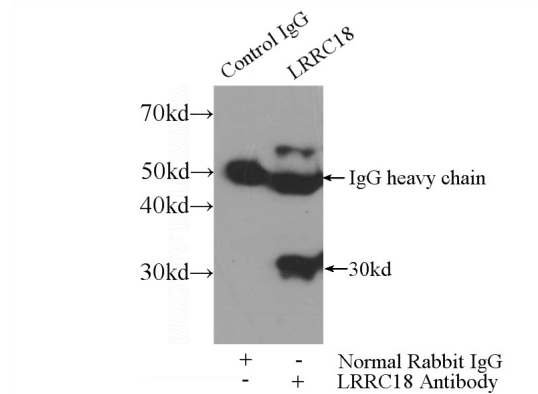
Preparation

This antibody was obtained by immunization of LRRC18 recombinant protein (Accession Number: NM_001006939). Purification method: Antigen affinity purified.

mouse testis tissue were subjected to SDS PAGE followed by western blot with Catalog No:112329(LRRC18 Antibody) at dilution of 1:600

Formulation

PBS with 0.1% sodium azide and 50% glycerol pH 7.3.



Storage

Store at -20°C. DO NOT ALIQUOT

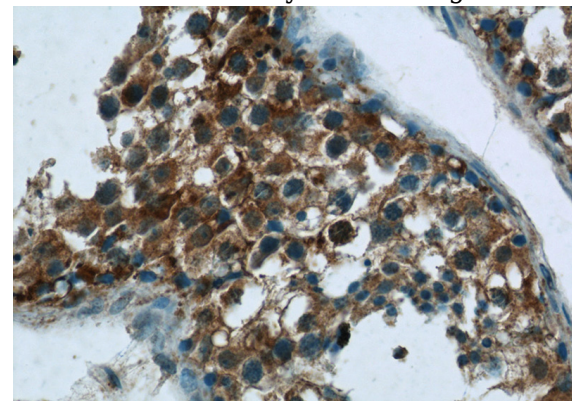
Clonality

Polyclonal

IP Result of anti-LRRC18 (IP:Catalog No:112329, 3ug; Detection:Catalog No:112329 1:500) with mouse testis tissue lysate 4000ug.

Ig Type

Rabbit IgG



Applications

ELISA, WB, IHC, IP

Dilutions

Recommended Dilution:

WB: 1:200-1:2000

Immunohistochemistry of paraffin-embedded human testis tissue slide using Catalog

LRRC18 antibody



Catalog Number: 112329

No:112329(LRRC18 Antibody) at dilution of 1:50 (under 40x lens)