

# SOCS5 Polyclonal Antibody

Catalog Number: 165629

## Product name

SOCS5 Polyclonal Antibody

## Specificity

Human, Mouse, Rat

## Antibody description

Polyclonal antibody to SOCS5

## Preparation

Antigen: Recombinant fusion protein containing a sequence corresponding to amino acids 1-140 of human SOCS5 (NP\_054730.1).

## Formulation

PBS with 0.02% sodium azide, 50% glycerol, pH7.3.

## Storage

Store at -20°C. Avoid freeze / thaw cycles.

## Clonality

Polyclonal

## Ig Type

Rabbit IgG

## Applications

WB, IHC, IF

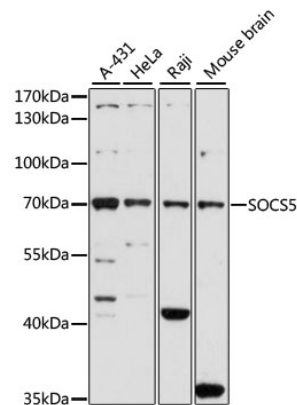
## Dilutions

WB 1:500 - 1:2000

IHC 1:50 - 1:200

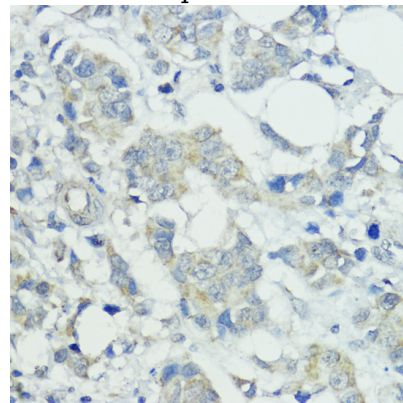
IF 1:50 - 1:200

## Validations



Western blot - SOCS5 Polyclonal Antibody

Western blot analysis of extracts of various cell lines, using SOCS5 antibody at 1:1000 dilution. Secondary antibody: HRP Goat Anti-Rabbit IgG (H+L) at 1:10000 dilution. Lysates/proteins: 25ug per lane. Blocking buffer: 3% nonfat dry milk in TBST. Detection: ECL Basic Kit. Exposure time: 60s.



Immunohistochemistry - SOCS5 Polyclonal Antibody

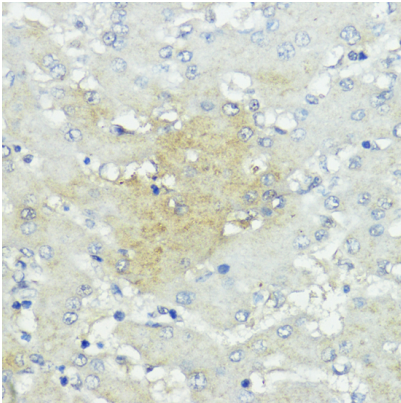
Immunohistochemistry of paraffin-embedded human mammary cancer using SOCS5 antibody at dilution of 1:100 (40x lens).

# SOCS5 Polyclonal Antibody



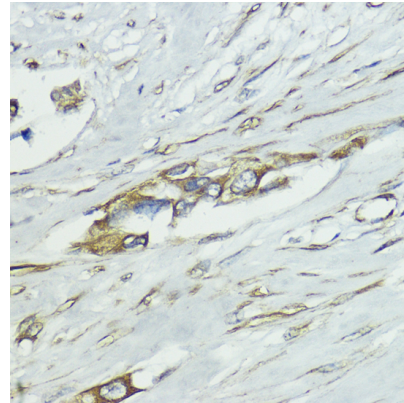
Catalog Number: 165629

---



Immunohistochemistry - SOCS5 Polyclonal Antibody

Immunohistochemistry of paraffin-embedded human liver cancer using SOCS5 antibody at dilution of 1:100 (40x lens).



Immunohistochemistry - SOCS5 Polyclonal Antibody

Immunohistochemistry of paraffin-embedded human lung cancer using SOCS5 antibody at dilution of 1:100 (40x lens).