

ZC3HAV1 antibody



Catalog Number: 116929

Product name

ZC3HAV1 antibody

IP: 1:1000-1:10000

IHC: 1:20-1:200

Specificity

Human, Mouse, Rat; other species not tested.

Antibody description

ZC3HAV1 Rabbit Polyclonal antibody. Positive IP detected in HeLa cells. Positive WB detected in HEK-293 cells, HeLa cells. Positive IHC detected in human testis tissue, human kidney tissue. Observed molecular weight by Western-blot: 100 kDa

Preparation

This antibody was obtained by immunization of ZC3HAV1 recombinant protein (Accession Number: NM_024625). Purification method: Antigen affinity purified.

Formulation

PBS with 0.1% sodium azide and 50% glycerol pH 7.3.

Storage

Store at -20°C. DO NOT ALIQUOT

Clonality

Polyclonal

Ig Type

Rabbit IgG

Applications


ELISA, WB, IHC, IP

Dilutions

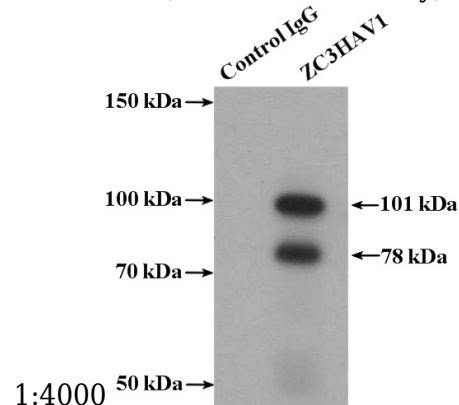
Recommended Dilution:

WB: 1:1000-1:10000

Validations



HEK-293 cells were subjected to SDS PAGE followed by western blot with Catalog No:116929(ZC3HAV1 Antibody) at dilution of



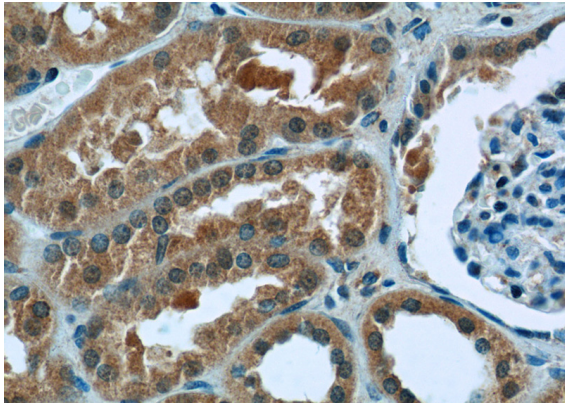
IP Result of anti-ZC3HAV1 (IP:Catalog No:116929, 4ug; Detection:Catalog No:116929 1:2000) with HeLa cells lysate 1080ug.

Immunohistochemistry of paraffin-embedded human testis tissue slide using Catalog No:116929(ZC3HAV1 Antibody) at dilution of 1:50 (under 40x lens)

ZC3HAV1 antibody



Catalog Number: 116929



Immunohistochemistry of paraffin-embedded human kidney tissue slide using Catalog No:116929(ZC3HAV1 Antibody) at dilution of 1:50 (under 40x lens)