

FASN antibody

Catalog Number: 110529

Product name

FASN antibody

Immunogen

[Human FASN Recombinant protein \(GST tag\)](#)

Specificity

Human, Mouse, Rat; other species not tested.

Antibody description

FASN Rabbit Polyclonal antibody. Positive WB detected in rat liver tissue, HeLa cells, HepG2 cells, mouse liver tissue. Positive IP detected in mouse liver tissue. Positive IF detected in HeLa cells, HepG2 cells. Positive FC detected in HeLa cells. Observed molecular weight by Western-blot: 250-272 kDa

Preparation

This antibody was obtained by immunization of FASN recombinant protein (Accession Number: BC007909). Purification method: Antigen affinity purified.

Formulation

PBS with 0.1% sodium azide and 50% glycerol pH 7.3.

Storage

Store at -20°C. DO NOT ALIQUOT

Clonality

Polyclonal

Ig Type

Rabbit IgG

Applications

ELISA, IF, IP, WB, FC

Dilutions

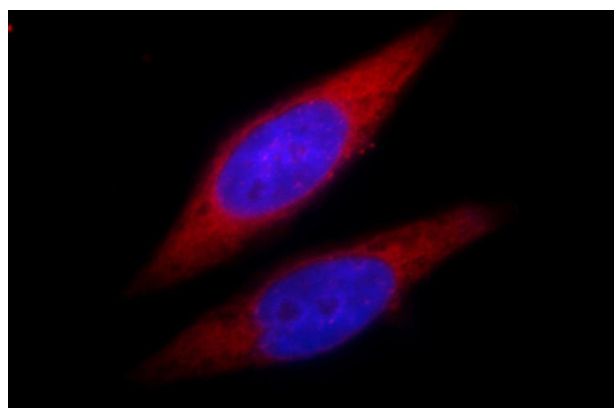
Recommended Dilution:

WB: 1:200-1:1000


IP: 1:200-1:2000

IF: 1:10-1:100

Validations



Immunofluorescent analysis of HeLa cells, using FASN antibody Catalog No:110529 at 1:25 dilution and Rhodamine-labeled goat anti-rabbit IgG (red). Blue pseudocolor = DAPI (fluorescent

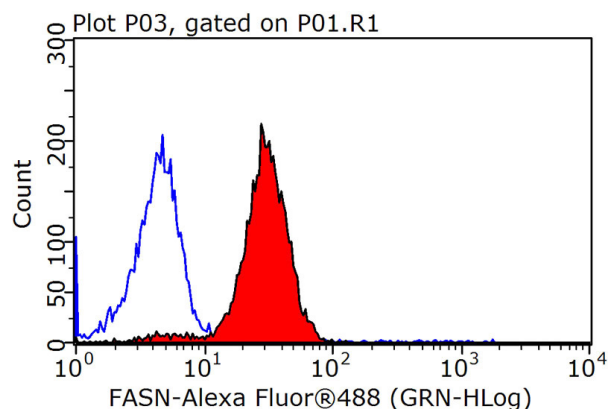
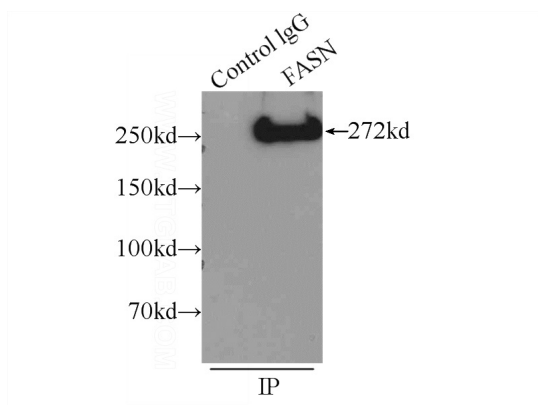


DNA dye).

rat liver tissue were subjected to SDS PAGE followed by western blot with Catalog No:110529(FASN Antibody) at dilution of 1:300

FASN antibody

Catalog Number: 110529



IP Result of anti-FASN (IP:Catalog No:110529, 4ug; Detection:Catalog No:110529 1:500) with mouse liver tissue lysate 4000ug.

1X10⁶ HeLa cells were stained with 0.2ug FASN antibody (Catalog No:110529, red) and control antibody (blue). Fixed with 90% MeOH blocked with 3% BSA (30 min). Alexa Fluor 488-conjugated AffiniPure Goat Anti-Rabbit IgG(H+L) with dilution 1:1000.