

# DDX3Y antibody



Catalog Number: 109829

## Product name

DDX3Y antibody

## Specificity

Human, Mouse, Rat; other species not tested.

## Antibody description

DDX3Y Rabbit Polyclonal antibody. Positive WB detected in mouse testis tissue. Positive IF detected in Hela cells. Positive IHC detected in human testis tissue.

## Preparation

This antibody was obtained by immunization of DDX3Y recombinant protein (Accession Number: XM\_047442775). Purification method: Antigen affinity purified.

## Formulation

PBS with 0.02% sodium azide and 50% glycerol pH 7.3.

## Storage

Store at -20°C. DO NOT ALIQUOT

## Clonality

Polyclonal

## Ig Type

Rabbit IgG

## Applications

ELISA, IF, WB, IHC

## Dilutions

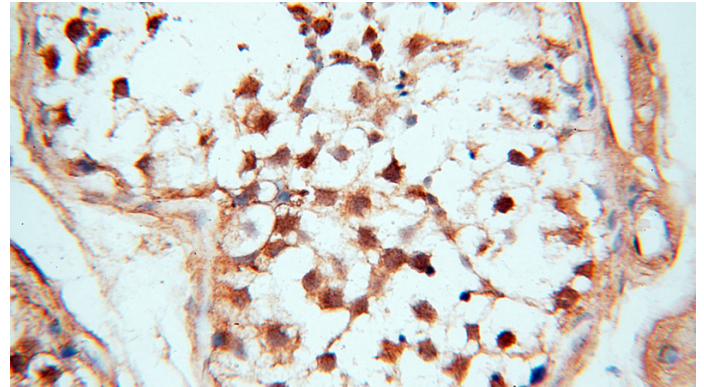
Recommended Dilution:

WB: 1:200-1:1000

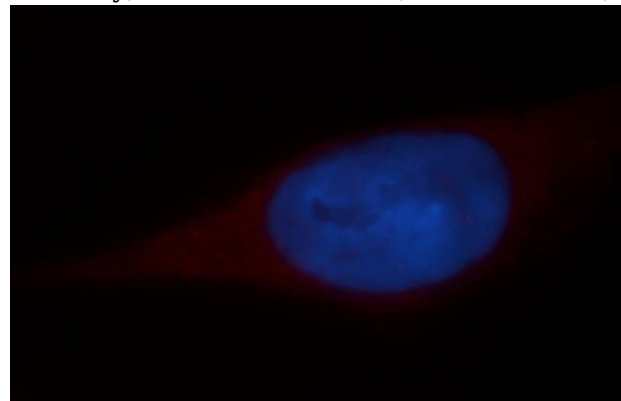
IHC: 1:20-1:200

IF: 1:10-1:100

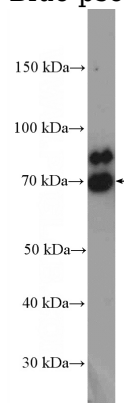
## Validations



Immunohistochemical of paraffin-embedded human testis using Catalog No:109829(DDX3Y antibody) at dilution of 1:50 (under 40x lens)



Immunofluorescent analysis of Hela cells, using DDX3Y antibody Catalog No:109829 at 1:25 dilution and Rhodamine-labeled goat anti-rabbit IgG (red). Blue pseudocolor = DAPI (fluorescent



DNA dye).

mouse testis tissue were subjected to SDS PAGE followed by western blot with Catalog No:109829(DDX3Y Antibody) at dilution of 1:300