

Aggrecan antibody

Catalog Number: 107829

Product name

Aggrecan antibody

Specificity

Human, Mouse, Rat; other species not tested.

Antibody description

Aggrecan Rabbit Polyclonal antibody. Positive IHC detected in human lung tissue. Positive WB detected in ROS1728 cells. Observed molecular weight by Western-blot: 70 kDa

Preparation

This antibody was obtained by immunization of Aggrecan recombinant protein (Accession Number: BC036445). Purification method: Antigen affinity purified.

Formulation

PBS with 0.1% sodium azide and 50% glycerol pH 7.3.

Storage

Store at -20°C. DO NOT ALIQUOT

Clonality

Polyclonal

Ig Type

Rabbit IgG

Applications

ELISA, WB, IHC

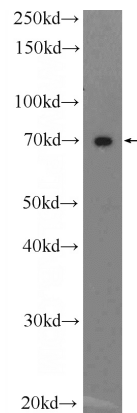
Dilutions

Recommended Dilution:

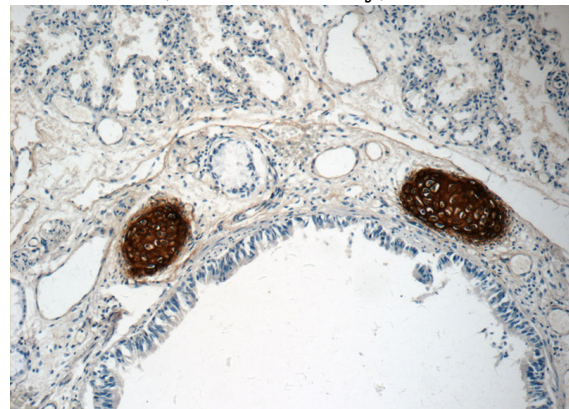
WB: 1:200-1:2000

IHC: 1:20-1:200

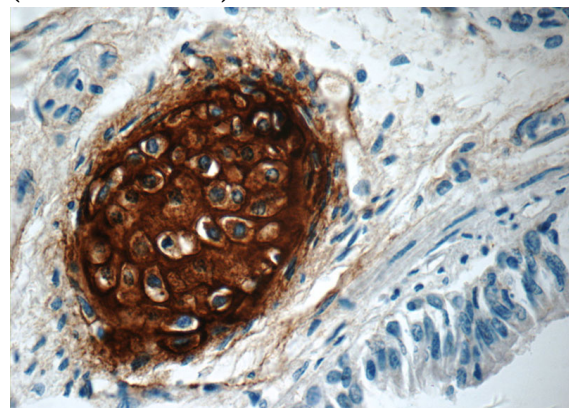
Validations



ROS1728 cells were subjected to SDS PAGE followed by western blot with Catalog No:107829(ACAN Antibody) at dilution of 1:600



Immunohistochemistry of paraffin-embedded human lung tissue slide using Catalog No:107829(ACAN Antibody) at dilution of 1:400 (under 10x lens)



Immunohistochemistry of paraffin-embedded human lung tissue slide using Catalog No:107829(ACAN Antibody) at dilution of 1:400 (under 40x lens)