

MOBKL1A antibody

Catalog Number: 112719

Product name

MOBKL1A antibody

IP: 1:500-1:5000

IHC: 1:20-1:200

Specificity

Human, Mouse, Rat; other species not tested.

Antibody description

MOBKL1A Rabbit Polyclonal antibody. Positive IHC detected in human pancreas cancer tissue. Positive WB detected in Jurkat cells. Positive IP detected in Jurkat cells. Observed molecular weight by Western-blot: 25 kDa

Preparation

This antibody was obtained by immunization of MOBKL1A recombinant protein (Accession Number: NM_173468). Purification method: Antigen affinity purified.

Formulation

PBS with 0.1% sodium azide and 50% glycerol pH 7.3.

Storage

Store at -20°C. DO NOT ALIQUOT

Clonality

Polyclonal

Ig Type

Rabbit IgG

Applications

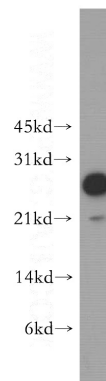
ELISA, WB, IHC, IP

Dilutions

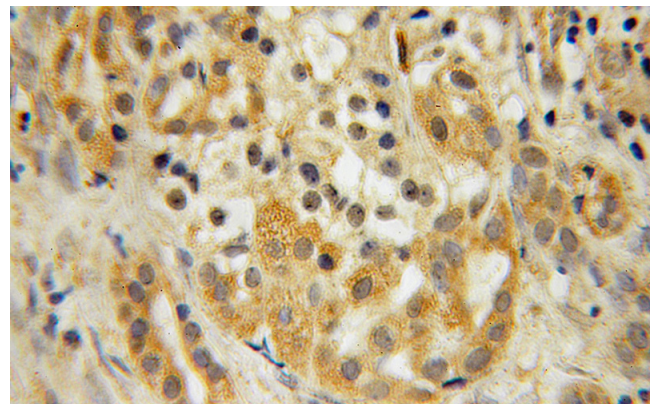
Recommended Dilution:

WB: 1:500-1:5000

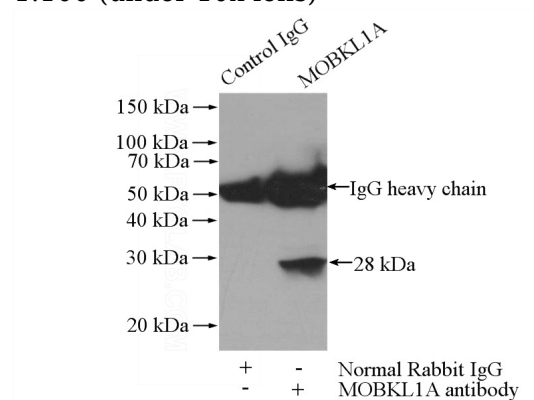
Validations



Jurkat cells were subjected to SDS PAGE followed by western blot with Catalog No:112719(MOBKL1A antibody) at dilution of 1:500



Immunohistochemical of paraffin-embedded human pancreas cancer using Catalog No:112719(MOBKL1A antibody) at dilution of 1:100 (under 10x lens)



MOBKL1A antibody



Catalog Number: 112719

IP Result of anti-MOBKL1A (IP:Catalog

No:112719, 4ug; Detection:Catalog No:112719
1:1000) with Jurkat cells lysate 2800ug.