

RAB5C Polyclonal Antibody



Catalog Number: 165319

Product name

RAB5C Polyclonal Antibody

Specificity

Human, Mouse, Rat

Antibody description

Polyclonal antibody to RAB5C

Preparation

Antigen: Recombinant fusion protein containing a sequence corresponding to amino acids 1-216 of human RAB5C (NP_958842.1).

Formulation

PBS with 0.02% sodium azide, 50% glycerol, pH7.3.

Storage

Store at -20°C. Avoid freeze / thaw cycles.

Clonality

Polyclonal

Ig Type

Rabbit IgG

Applications

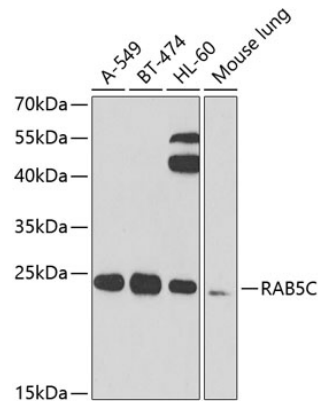
WB, IHC

Dilutions

WB 1:500 - 1:2000

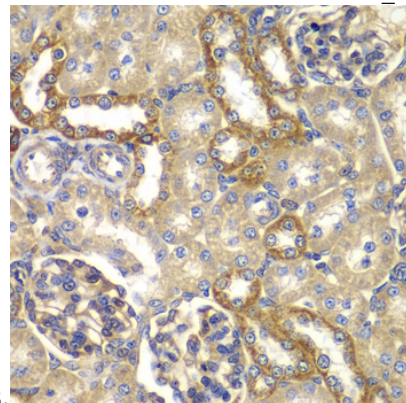
IHC 1:50 - 1:200

Validations



Western blot - RAB5C Polyclonal Antibody

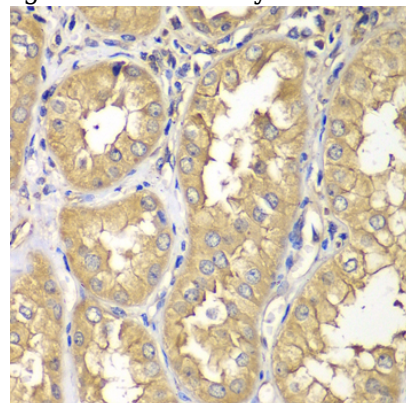
Western blot analysis of extracts of various cell lines, using RAB5C antibody at 1:1000 dilution. Secondary antibody: HRP Goat Anti-Rabbit IgG (H+L) at 1:10000 dilution. Lysates/proteins: 25ug per lane. Blocking buffer: 3% nonfat dry milk in TBST. Detection: ECL Enhanced Kit. Exposure



time: 90s.

Immunohistochemistry - RAB5C Polyclonal Antibody

Immunohistochemistry of paraffin-embedded rat kidney using RAB5C antibody at dilution of 1:100



(40x lens).

RAB5C Polyclonal Antibody



Catalog Number: 165319

Immunohistochemistry - RAB5C Polyclonal Antibody

Immunohistochemistry of paraffin-embedded human kidney using RAB5C antibody at dilution of 1:100 (40x lens).