

# PTPN22 antibody

Catalog Number: 114319

## Product name

PTPN22 antibody

IP: 1:200-1:1000

IHC: 1:20-1:200

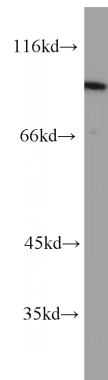
## Specificity

Human, Mouse, Rat; other species not tested.

## Validations

## Antibody description

PTPN22 Rabbit Polyclonal antibody. Positive WB detected in Jurkat cells. Positive IP detected in Jurkat cells. Positive IHC detected in human lymphoma tissue. Observed molecular weight by Western-blot: 79-95 kDa



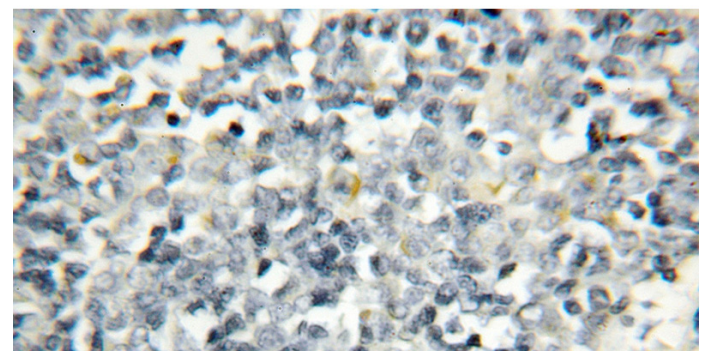
## Preparation

This antibody was obtained by immunization of PTPN22 recombinant protein (Accession Number: BC017785). Purification method: Antigen affinity purified.

Jurkat cells were subjected to SDS PAGE followed by western blot with Catalog No:114319(PTPN22 antibody) at dilution of 1:600

## Formulation

PBS with 0.1% sodium azide and 50% glycerol pH 7.3.



## Storage

Store at -20°C. DO NOT ALIQUOT

## Clonality

Polyclonal

Immunohistochemical of paraffin-embedded human lymphoma using Catalog No:114319(PTPN22 antibody) at dilution of 1:50 (under 10x lens)

## Ig Type

Rabbit IgG

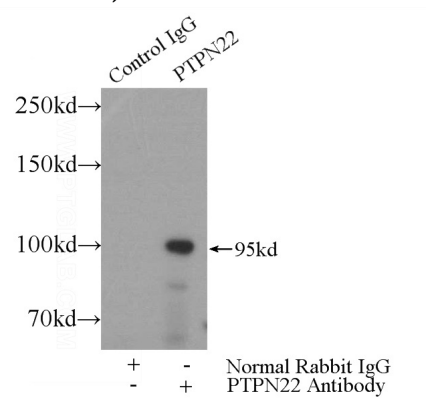
## Applications

ELISA, WB, IHC, IP

## Dilutions

Recommended Dilution:

WB: 1:200-1:2000



IP Result of anti-PTPN22 (IP:Catalog No:114319,

# PTPN22 antibody



Catalog Number: 114319

---

4ug; Detection:Catalog No:114319 1:300) with Jurkat cells lysate 3080ug.