

AURKC Polyclonal Antibody



Catalog Number: 165619

Product name

AURKC Polyclonal Antibody

Specificity

Human, Mouse, Rat

Antibody description

Polyclonal antibody to AURKC

Preparation

Antigen: A synthetic peptide of human AURKC

Formulation

PBS with 0.02% sodium azide, 50% glycerol, pH7.3.

Storage

Store at -20°C. Avoid freeze / thaw cycles.

Clonality

Polyclonal

Ig Type

Rabbit IgG

Applications

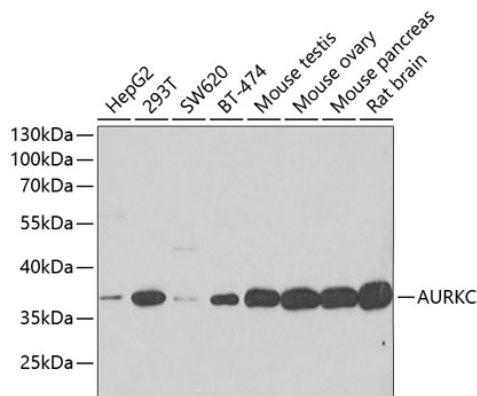
WB, IHC

Dilutions

WB 1:500 - 1:2000

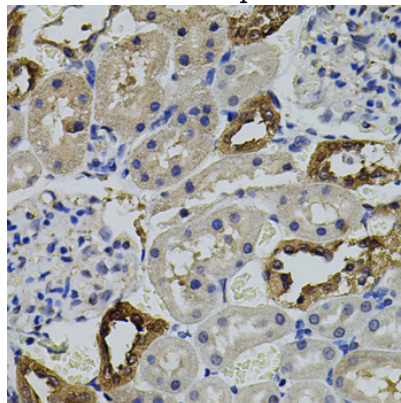
IHC 1:50 - 1:100

Validations



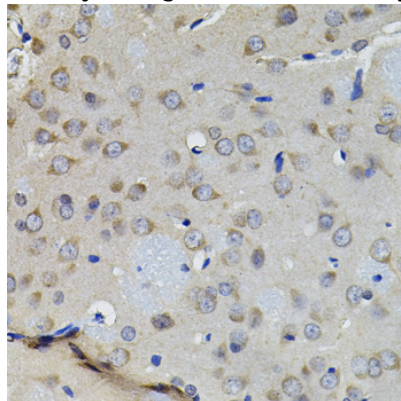
Western blot - AURKC Polyclonal Antibody

Western blot analysis of extracts of various cell lines, using AURKC antibody at 1:500 dilution. Secondary antibody: HRP Goat Anti-Rabbit IgG (H+L) at 1:10000 dilution. Lysates/proteins: 25ug per lane. Blocking buffer: 3% nonfat dry milk in TBST. Detection: ECL Enhanced Kit. Exposure time: 90s.



Immunohistochemistry - AURKC Polyclonal Antibody

Immunohistochemistry of paraffin-embedded rat kidney using AURKC antibody (40x lens).



AURKC Polyclonal Antibody



Catalog Number: 165619

Immunohistochemistry - AURKC Polyclonal Antibody

Immunohistochemistry of paraffin-embedded rat brain using AURKC antibody (40x lens).