

MIF antibody

Catalog Number: 112619

Product name

MIF antibody

IP: 1:500-1:5000

IHC: 1:20-1:200

Specificity

Human, Rat; other species not tested.

Antibody description

MIF Rabbit Polyclonal antibody. Positive IHC detected in human lung tissue, human testis tissue. Positive WB detected in Y79 cells, Jurkat cells, rat spleen tissue, U-937 cells. Positive IP detected in mouse spleen tissue. Observed molecular weight by Western-blot: 12 kDa

Preparation

This antibody was obtained by immunization of MIF recombinant protein (Accession Number: NM_002415). Purification method: Antigen affinity purified.

Formulation

PBS with 0.02% sodium azide and 50% glycerol pH 7.3.

Storage

Store at -20°C. DO NOT ALIQUOT

Clonality

Polyclonal

Ig Type

Rabbit IgG

Applications


ELISA, IHC, WB, IP

Dilutions

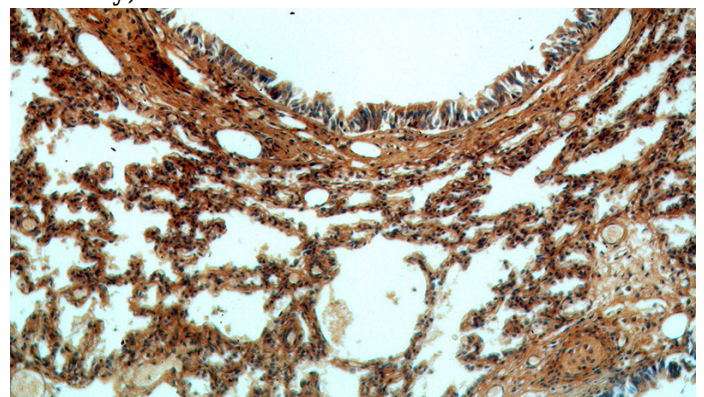
Recommended Dilution:

WB: 1:500-1:5000

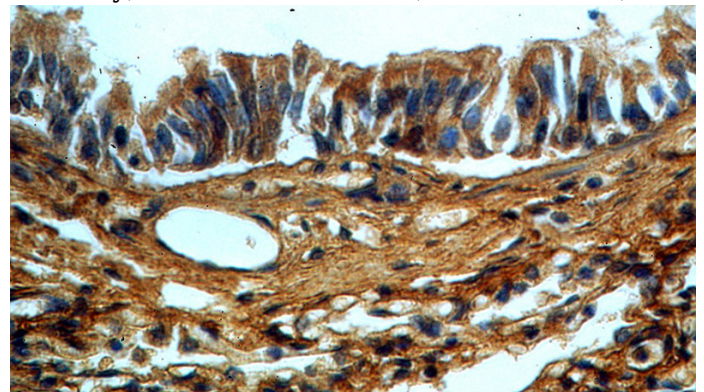
Validations



Y79 cells were subjected to SDS PAGE followed by western blot with Catalog No:112619(MIF antibody) at dilution of 1:1000



Immunohistochemical of paraffin-embedded human lung using Catalog No:112619(MIF antibody) at dilution of 1:100 (under 10x lens)

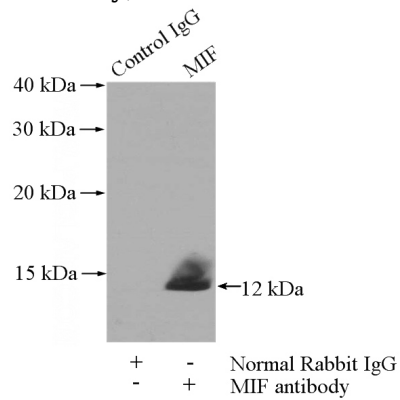


Immunohistochemical of paraffin-embedded human lung using Catalog No:112619(MIF

MIF antibody

Catalog Number: 112619

antibody) at dilution of 1:100 (under 40x lens)



IP Result of anti-MIF (IP:Catalog No:112619, 4ug;
Detection:Catalog No:112619 1:1000) with mouse
spleen tissue lysate 4000ug.