

TCTN1 antibody



Catalog Number: 115919

Product name

TCTN1 antibody

IHC: 1:20-1:200

IF: 1:10-1:100

Specificity

Human, Mouse, Rat; other species not tested.

Antibody description

TCTN1 Rabbit Polyclonal antibody. Positive IF detected in hTERT-RPE1 cells. Positive IHC detected in human kidney tissue. Positive WB detected in mouse embryo tissue. Observed molecular weight by Western-blot: 55-64kd

Preparation

This antibody was obtained by immunization of TCTN1 recombinant protein (Accession Number: NM_001082537). Purification method: Antigen affinity purified.

Formulation

PBS with 0.02% sodium azide and 50% glycerol pH 7.3.

Storage

Store at -20°C. DO NOT ALIQUOT

Clonality

Polyclonal

Ig Type

Rabbit IgG

Applications


ELISA, WB, IF, IHC

Dilutions

Recommended Dilution:

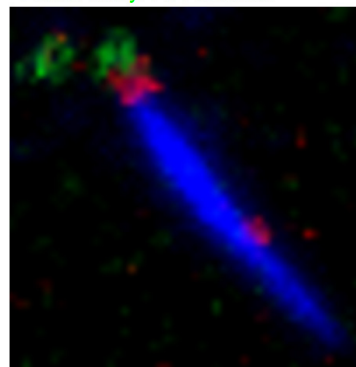
WB: 1:500-1:5000

Validations

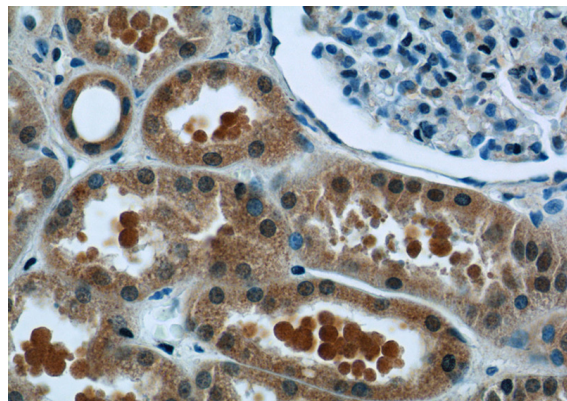


mouse embryo tissue were subjected to SDS PAGE followed by western blot with Catalog No:115919(TCTN1 antibody) at dilution of 1:800

Basal body/TCTN1/cilia



IF result from Dr. Corbit, Kevin. anti-TCTN1(Catalog No:115919) mark the transition zone of Human hTERT-RPE1 cells.



Immunohistochemistry of paraffin-embedded human kidney tissue slide using Catalog

TCTN1 antibody



Catalog Number: 115919

No:115919(TCTN1 Antibody) at dilution of 1:50 (under 40x lens)